

Report on Osteopathic Medicine Placements in 2015 Matches

Revised 08/14/2015

Graduates of the nation's osteopathic medical schools have multiple opportunities for placement in graduate medical education (residencies). DO graduates may participate in the American Osteopathic Association/National Matching Service (AOA/NMS) match for AOA accredited GME, the National Residency Matching Program (NRMP) match and SOAP for ACGME accredited GME, the military match (for those graduates with military service commitments), and other placements (for example the San Francisco match). Because of these multiple opportunities, the outcomes of GME placement for DO graduates are not known until several weeks after the formal matches. This report is based on data available as of May 1, 2015; final data will be collected as part of the Annual Survey of the COMs in Fall 2015.

Through the GME match/placement process in 2015, AACOM collected data from the COMs to determine the placement of DO graduates in GME. AACOM collected the following data from each of the COMs. All COMs participated in the data collection.

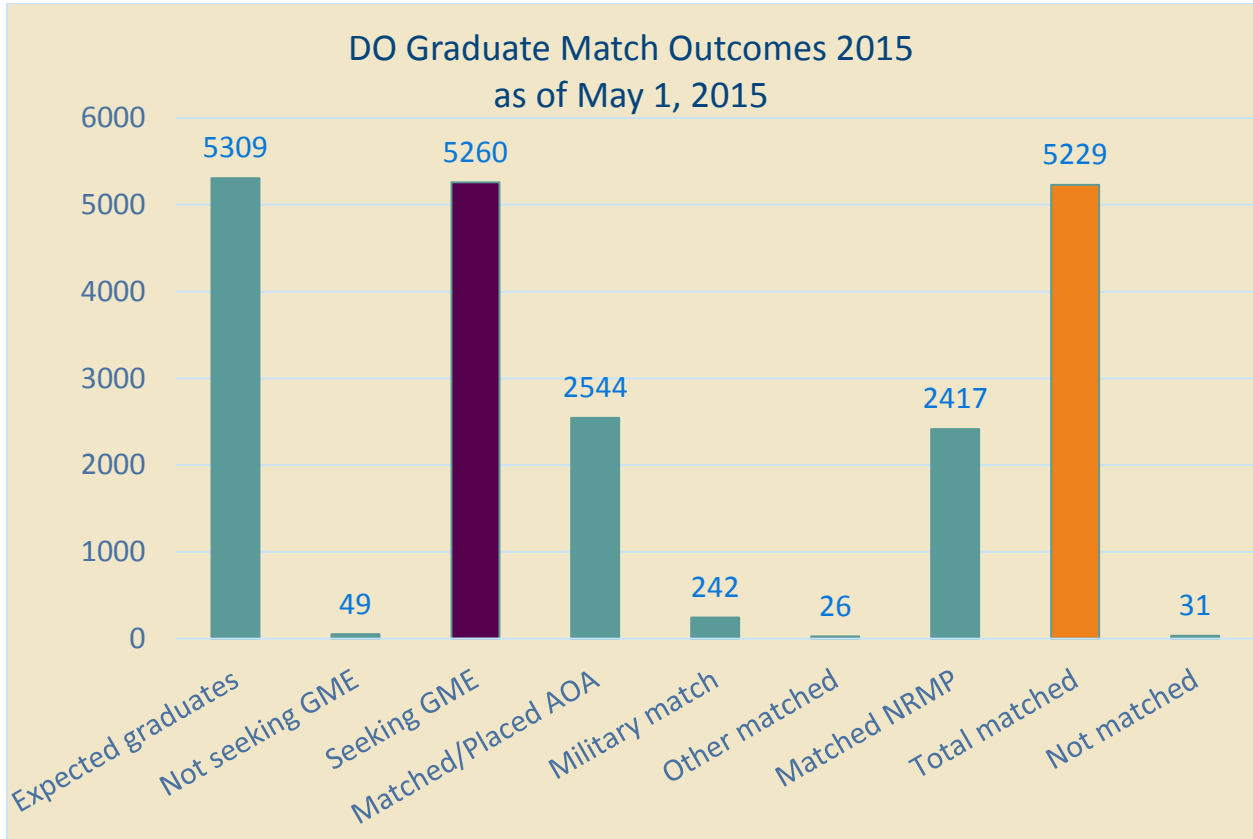
For spring 2015, 99.41 percent of graduates seeking GME successfully placed into graduate medical education. This is 5,229 new physicians beginning their graduate training.

Key indicators of 2015 DO GME placement:

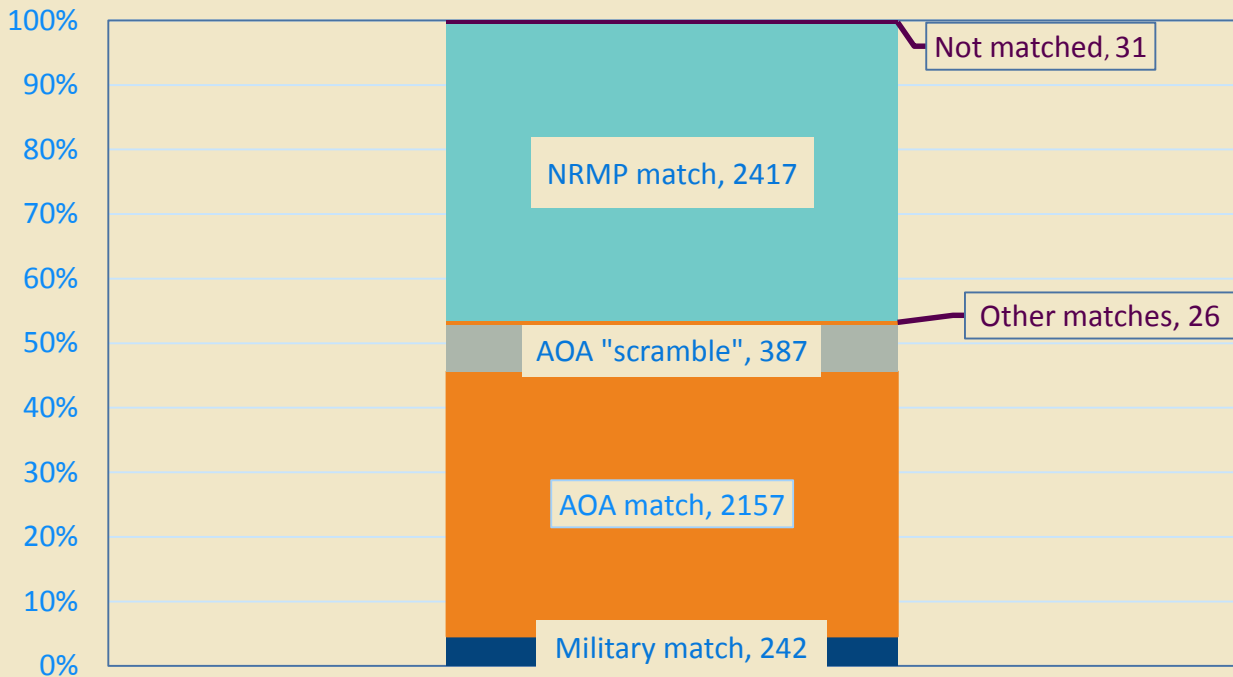
- Anticipated number of graduates eligible for GME placement – 5,309;
- number not seeking GME – 49;
- number seeking GME – 5,260;
- number participating in the AOA match – 2,690, 51.14 percent of graduates seeking GME;
- number matching in the AOA match – 2,157, 80.19 percent of those participating in the AOA match and 41.01 percent of graduates seeking GME;
- number placing into AOA GME after the match – 387, 7.36 percent of graduates seeking GME;
- total number of graduates placing in AOA accredited GME positions – 2,544, 48.37 percent of graduates seeking GME;
- number matching in the military match – 242, 4.60 percent of graduates seeking GME;
- number matching to other GME positions – 26, 0.49 percent of graduates seeking GME;
- number participating in the NRMP match – 2,726, 52.40 percent of graduates seeking GME;
- number matching in the NRMP match and SOAP – 2,417, 88.66 percent of graduates participating in the NRMP match and 45.95 percent of graduates seeking GME;
- number matching/placing to any GME position – 5,229, 99.41 percent of graduates seeking GME.

- number not matching or placing in GME as of May 1, 2015 – 31, 0.59 percent of those seeking GME.

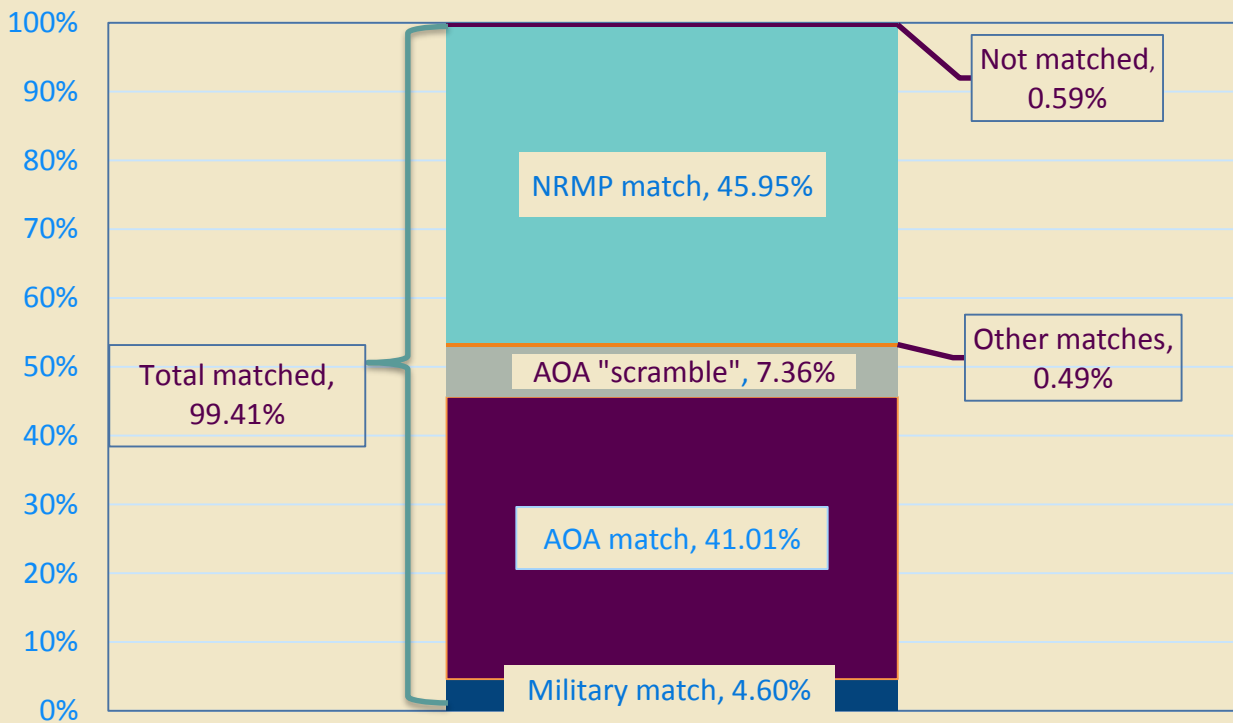
All data are displayed in the following charts.



Combined DO Match Outcomes 2015 (count), as of 5/1/2015
5260 seeking GME



Combined DO Match Outcomes 2015 (percentages), as of 5/1/2015



Match % by COM (deidentified)	
COM	% matched/placed
1	100.00%
2	100.00%
3	100.00%
4	100.00%
5	100.00%
6	100.00%
7	100.00%
8	100.00%
9	100.00%
10	100.00%
11	100.00%
12	100.00%
13	100.00%
14	100.00%
15	100.00%
16	100.00%

Match % by COM (deidentified)	
COM	% matched/placed
17	100.00%
18	99.61%
19	99.55%
20	99.25%
21	99.17%
22	98.71%
23	98.59%
24	98.59%
25	98.31%
26	97.87%
27	97.84%
28	96.55%
29	92.42%
Overall All COMs	99.41%

Contact Tom Levitan, tlevitan@aacom.org for additional information.