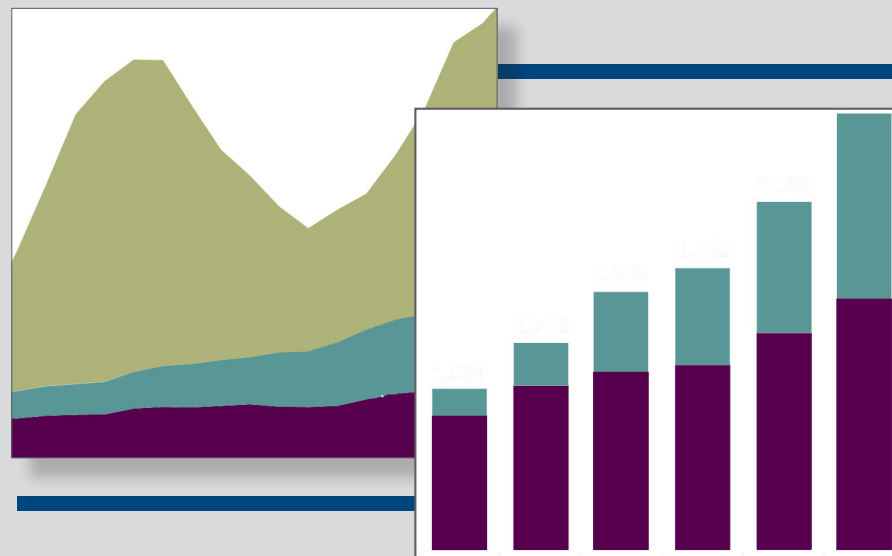


# Trends in Osteopathic Medical School Applicants, Enrollment and Graduates



Prepared by the Research Department  
American Association of Colleges of Osteopathic Medicine

March 2012

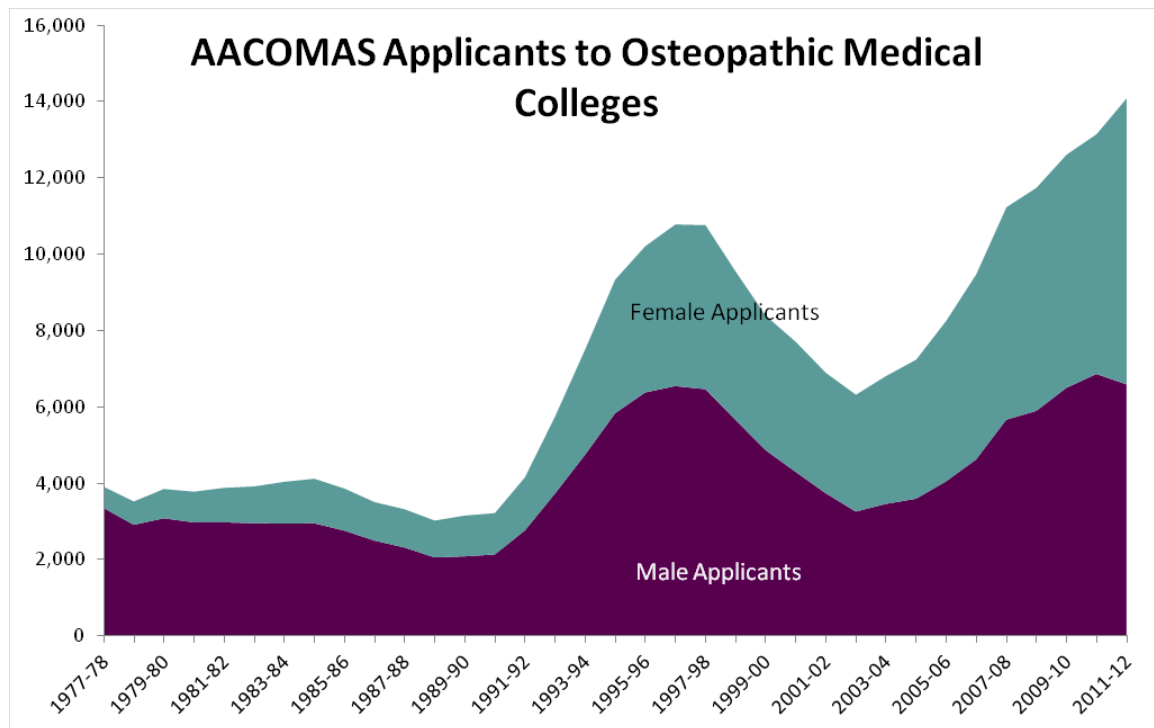
**aacom**<sup>®</sup>

AMERICAN ASSOCIATION OF  
COLLEGES OF OSTEOPATHIC MEDICINE

## Trends in Osteopathic Medical School Applicants, Enrollment and Graduates

### Applicants

Again in the 2010-11 application cycle (for Fall 2011 enrollment), the number of applicants to osteopathic medical schools through the AACOMAS process reached a new high of 14,087. The 7 percent increase in applicants between 2009-10 and 2010-11 continues the unwavering applicant pool growth that began after 2002-03. The last cycle was also the strongest in terms of female representation since 1977 (when 14 percent of applicants were women): 53 percent of osteopathic medical school applicants were female in 2010-11.



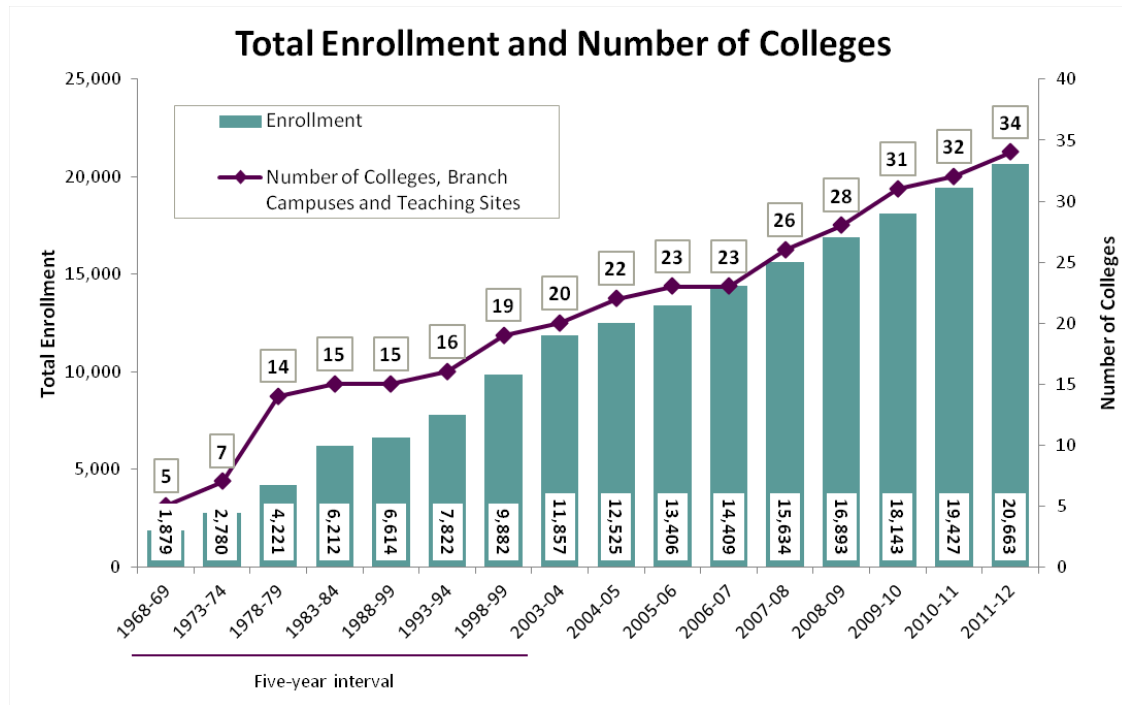
Source for applicant data is the AACOMAS application. Note that since 2000, applicant numbers have not included applicants for UNTHSC/TCOM, which does not use AACOMAS to process applications.

### Enrollment

The decades-long trend of increasing total student enrollment continued in 2011-12. In Fall 2011, a record 20,663 students enrolled at osteopathic medical colleges. Women

continued to enroll at a rate significantly higher rate than their 3 percent of total enrollment in 1968. However, in the 2011-12 academic year, only 46 percent of enrolled osteopathic medical students were women. In fact, female enrollment was at its lowest rate since 2003-04.

In 2011, one branch campus and one remote teaching site were added to the cohort of osteopathic medical colleges. Now 26 colleges, four branch campuses and four remote teaching sites span 25 states.

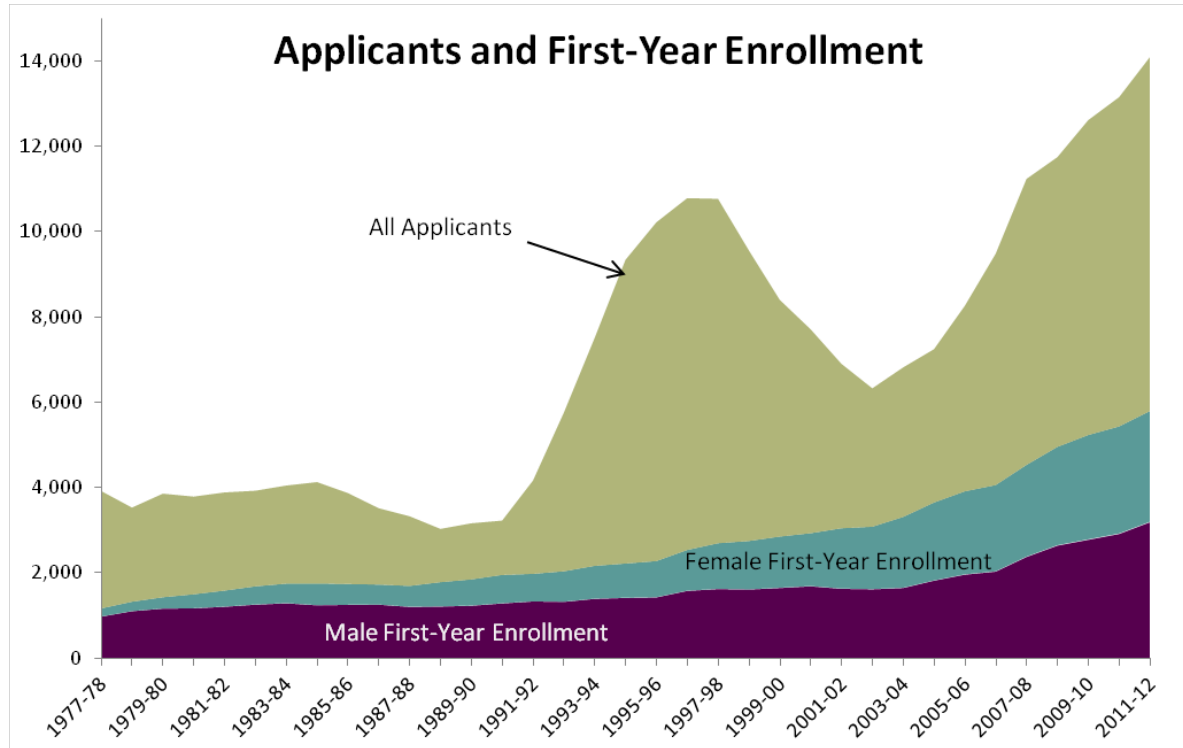


Source for enrollment data is the AACOM Annual Osteopathic Medical School Questionnaire. Historical first-year enrollment reported here is actual enrollment in first-year classes, which may include students who are on extended programs or repeating academic years for a variety of reasons.

Students enroll for the first year of osteopathic medical education in increasing numbers. In 2011-12, first-year enrollment rose by 7 percent, to 5,788 students.

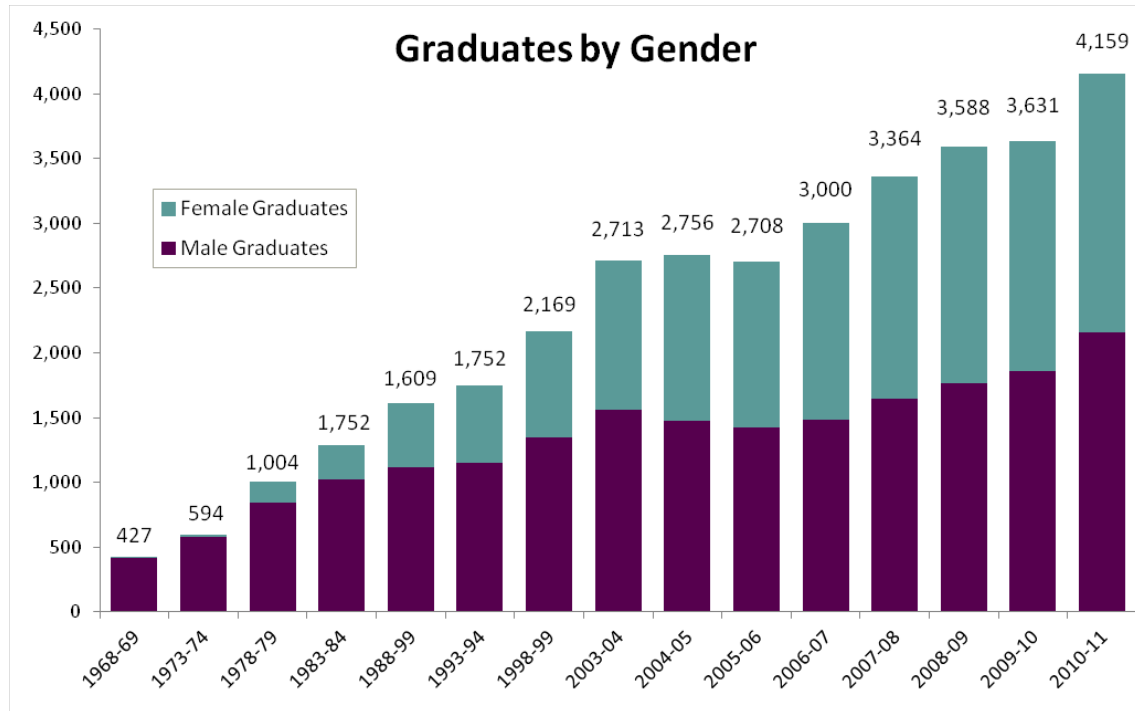
As with applicants and enrollees, the number of osteopathic medical college graduates also reached an all-time high of 4,159 in 2010-11. The 14 percent increase in graduates between 2009-10 and 2010-11 can be attributed to three colleges graduating students for the first time: ATSU-SOMA, LMU-DCOM, and TouroCOM-NY. The percentage of

graduating classes who are women has declined (from 51 to 48 percent) between 2006-07 and 2010-11.



Source for applicant data is the AACOMAS application; source for enrollment data is the AACOM Annual Osteopathic Medical School Questionnaire. Note that since 2000, applicant numbers have not included applicants for UNTHSC/TCOM, which does not use AACOMAS to process applications.

Trends in Osteopathic Medical School Applicants, Enrollment and Graduates



Source for graduate data is the AACOM Annual Osteopathic Medical School Questionnaire.