

Fiscal Year 2011 Revenues and Expenditures by Osteopathic Medical College (in \$millions)¹

COM	Current Fund Revenues						Expenditures				Excess of Revenues Over Expenditures and Transfers
	Tuition and Fees ²	Government Appropriations ³	Grants and Contracts ⁴	Medical Practice Plans	Other ⁵	Total Revenues	Instruction, Teaching and Training	Program Support	Other ⁶	Total Expenditures and Transfers	
All Private COMs	774.46	5.41	16.72	24.02	150.00	970.61	262.98	318.90	190.20	772.09	198.53
ATSU-KCOM	29.31	0.00	2.03	0.00	19.04	50.39	8.97	16.56	11.80	37.32	13.06
ATSU-SOMA	16.41	0.00	1.07	0.00	4.22	21.69	5.96	11.11	0.71	17.78	3.92
AZCOM/MWU	108.93	0.00	0.32	0.00	13.10	122.35	35.70	48.25	10.60	94.56	27.79
CCOM/MWU	80.18	0.00	0.74	0.00	38.09	119.01	20.76	24.76	28.52	74.04	44.98
DMU-COM	47.15	1.05	0.74	1.69	10.14	60.76	19.39	26.17	8.57	54.14	6.63
GA-PCOM	17.40	0.00	0.00	0.00	0.03	17.43	6.95	6.79	2.78	16.52	0.91
KCUMB-COM	43.11	0.00	0.32	1.75	11.61	56.78	8.84	20.31	11.20	40.36	16.42
LECOM	37.60	0.00	0.19	0.00	7.85	45.64	8.34	13.55	5.81	27.70	17.94
LECOM Bradenton	18.32	1.08	0.00	0.00	4.45	23.85	3.92	5.01	2.05	10.98	12.88
LMU-DCOM	22.12	0.00	0.00	0.00	0.00	22.12	4.86	4.76	2.66	12.28	9.84
NSU-COM	36.91	2.51	5.98	2.51	1.68	49.59	14.98	15.39	19.57	49.95	-0.36
NYIT-COM	52.45	0.32	0.64	1.36	0.28	55.05	13.02	27.61	13.98	54.60	0.45
PCOM	56.37	0.00	0.00	5.22	25.97	87.56	31.32	29.08	17.67	78.07	9.48
PNWU-COM	9.68	0.00	0.00	0.00	2.41	12.09	4.32	4.80	2.30	11.42	0.67
RVUCOM	21.76	0.00	0.00	0.65	3.16	25.58	6.91	8.15	6.01	21.08	4.50
TouroCOM-NY	20.01	0.46	0.00	0.00	0.14	20.60	3.96	4.72	3.58	12.27	8.34
TUCOM-CA	24.02	0.00	1.02	1.21	0.01	26.26	7.22	7.23	7.96	22.41	3.85
TUNCOM	25.88	0.00	0.12	0.94	0.00	26.94	8.37	6.52	4.47	19.36	7.58
UNECOM	25.25	0.00	2.14	7.05	1.67	36.11	10.77	11.03	14.71	36.52	-0.41
UP-KYCOM	10.64	0.00	0.05	0.00	0.00	10.70	3.43	1.43	0.07	4.92	5.77
VCOM-CC⁷	0.02	0.00	0.00	0.00	1.56	1.58	0.71	1.08	1.24	3.03	-1.45
VCOM-VC	26.76	0.00	0.82	0.00	3.67	31.25	11.09	8.85	5.81	25.74	5.51
WCU-COM	4.24	0.00	0.00	0.00	0.02	4.25	4.44	1.49	0.31	6.24	-1.98
Western U/COMP	39.94	0.00	0.53	1.64	0.92	43.02	18.76	14.25	7.81	40.81	2.21
All Public COMs	97.43	138.59	70.28	186.93	193.87	687.11	126.08	166.68	332.22	624.97	62.13
MSUCOM	8.85	0.00	7.75	37.31	61.12	115.04	9.13	66.02	30.46	105.61	9.43
OSU-COM	8.41	21.65	7.39	21.16	76.07	134.70	38.59	9.37	83.02	130.99	3.71
OU-HCOM	15.05	9.92	11.70	0.00	6.50	43.17	16.30	8.05	13.95	38.30	4.87
UMDNJ-SOM	14.95	25.66	8.85	38.64	28.45	116.54	17.39	37.76	58.16	113.31	3.23
UNTHSC/TCOM	16.34	73.68	33.74	82.78	20.52	227.06	31.19	33.12	139.05	203.36	23.69
WVSOM	33.83	7.69	0.84	7.03	1.22	50.61	13.48	12.36	7.57	33.41	17.20
Total	871.89	144.01	87.00	210.95	343.87	1,657.72	389.06	485.58	522.42	1,397.06	260.66

Note: figures may not add up due to rounding

¹Total Revenues and Expenditures include recorded and not recorded values

²Includes tuition and fees from D.O. program and other programs

³Includes Federal, State and Local government appropriations

⁴Includes Federal, State, Local and Private grants and contracts

⁵Other= Parent University Appropriations+ Indirect Cost Recoveries + Gifts + Endowment Income + GME Revenues from Intern/Resident Programs Controlled by COM + Other Revenues

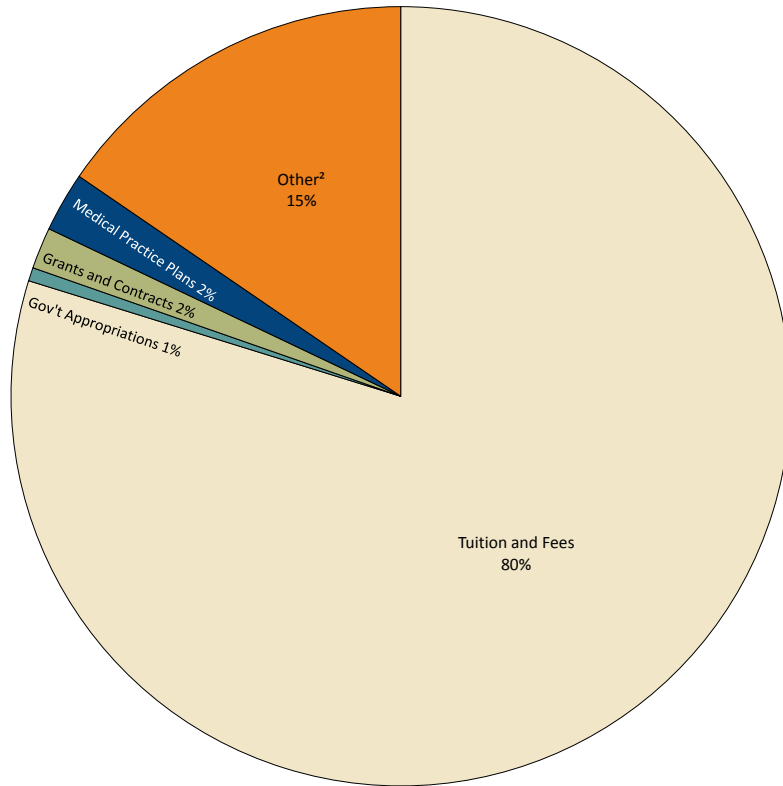
⁶Other= All Other + Research + Service + Scholarships and Fellowships + House Staff + Operation and Maintenance of Plant + Other Functions + Fund Transfers

⁷Students of VCOM-CC had not started classes, accounting for low revenues and expenditures

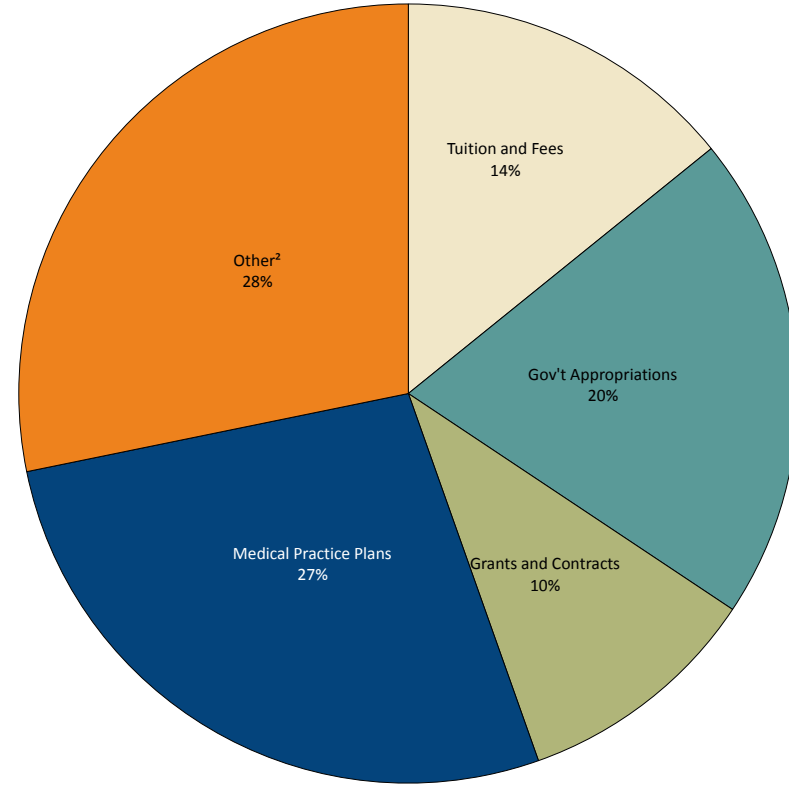
Source: AACOM, Annual Osteopathic Medical School Questionnaire, 2012-13 academic year

FY 2011 Comparison of Private and Public Osteopathic Medical College Revenues

Total Private Osteopathic Medical College Revenues
\$970.61M¹



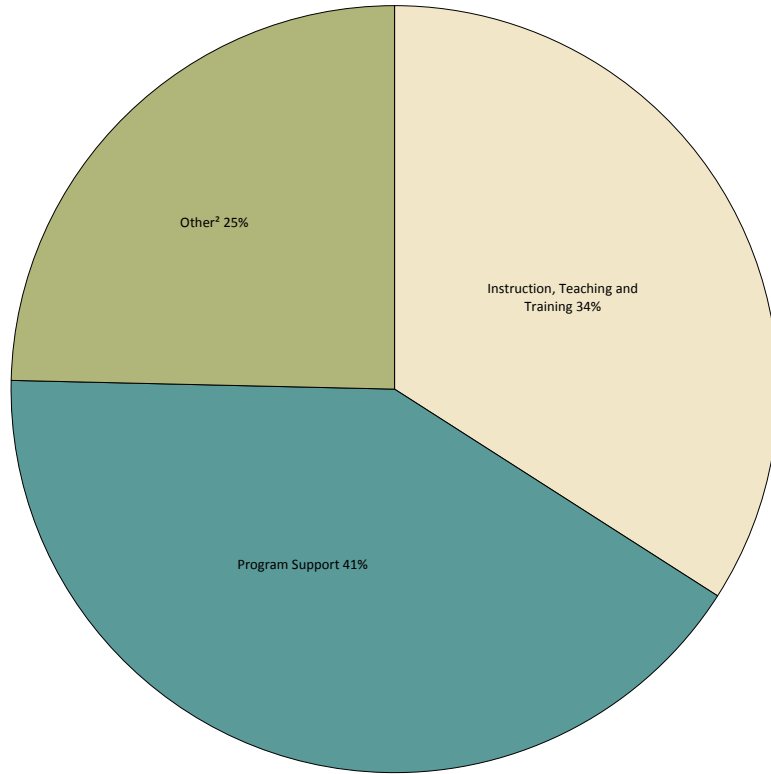
Total Public Osteopathic Medical College Revenues
\$687.11M¹



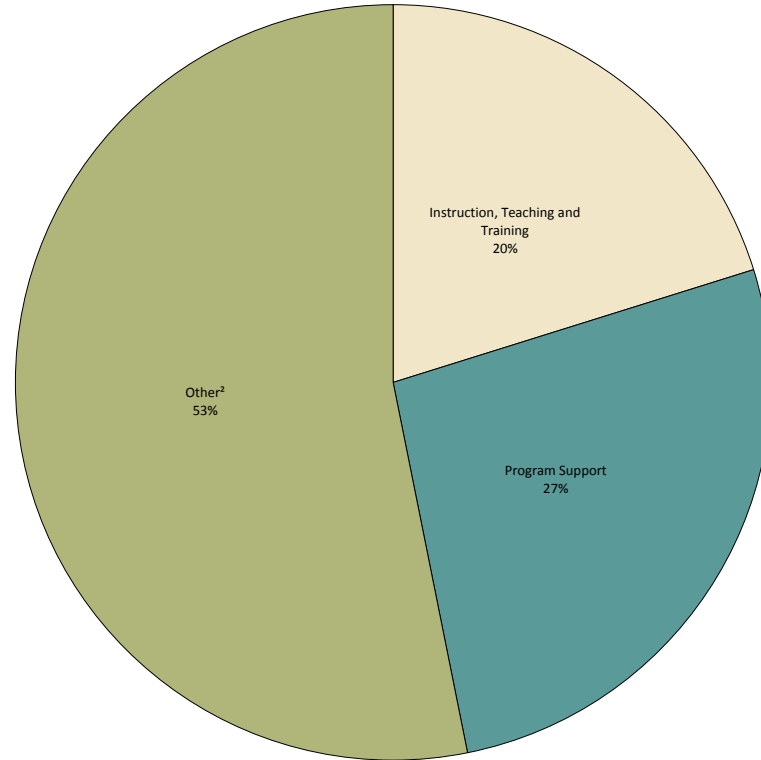
¹Data reported for 26 COMs and 4 branch campuses. Includes 24 private and 6 public COMs
²Other= Parent University Appropriations + Indirect Cost Recoveries + Gifts + Endowment Income + GME Revenues + Other Revenues
 Includes recorded and non-recorded revenues
 Source: AACOM, Annual Osteopathic Medical School Questionnaire, 2012-13 academic year

Comparison of Private and Public Osteopathic Medical College Expenditures

Total Private Osteopathic Medical College Expenditures
\$772.09M¹



Total Public Osteopathic Medical College Expenditures
\$624.97M¹



¹Data reported for 26 COMs and 4 branch campuses. Includes 24 private and 6 public COMs

²Other= All Other + Research + Service + Scholarships and Fellowships + House Staff + Operation and Maintenance of Plant + Other Functions + Fund Transfers

Source: AACOM, Annual Osteopathic Medical School Questionnaire, 2012-13 academic year