

Fiscal Year 2012 Revenues and Expenditures by Osteopathic Medical College (in \$millions)¹

COM	Current Fund Revenues						Expenditures				Excess of Revenues Over Expenditures and Transfers
	Tuition and Fees ²	Government Appropriations ³	Grants and Contracts ⁴	Medical Practice Plans	Other ⁵	Total Revenues	Instruction, Teaching and Training	Program Support	Other ⁶	Total Expenditures and Transfers	
All Private COMs	\$737.43	\$3.64	\$15.08	\$26.11	\$133.98	\$916.25	\$245.87	\$275.52	\$206.98	\$728.39	\$187.88
ACOM ⁷	0.02	0.00	0.00	0.00	0.55	0.57	1.92	0.00	2.17	4.09	-3.52
ATSU-KCOM	29.71	0.00	1.26	0.00	15.24	46.21	8.24	17.64	5.91	31.80	14.41
ATSU-SOMA	17.51	0.00	0.57	0.00	5.25	23.34	5.89	12.14	0.80	18.82	4.52
AZCOM/MWU	51.09	0.00	0.36	2.03	5.52	59.00	14.92	12.39	11.26	38.57	20.43
CCOM/MWU	40.35	0.00	0.65	0.00	18.99	60.00	10.56	13.64	23.75	47.96	12.04
CUSOM ⁷	0.00	0.00	0.00	0.00	1.20	1.20	1.03	0.15	0.27	1.45	-0.25
DMU-COM	49.07	0.59	0.65	1.71	9.65	61.67	18.90	26.23	10.45	55.58	6.09
GA-PCOM	23.53	0.00	0.00	0.00	0.03	23.56	8.91	9.27	3.16	21.35	2.21
KCU-COM	43.14	0.00	0.06	1.43	0.98	45.60	8.66	18.97	11.91	39.53	6.07
LECOM	41.72	0.00	0.15	0.00	5.11	46.99	9.41	14.39	7.04	30.84	16.15
LECOM Bradenton	20.02	0.53	0.00	0.00	1.18	21.73	4.04	5.43	2.21	11.68	10.05
LMU-DCOM	21.86	0.00	0.00	0.00	22.72	44.58	5.98	1.59	4.50	12.07	32.51
NSU-COM	42.24	2.17	6.10	2.61	0.95	54.07	16.91	14.65	22.52	54.07	0.00
NYIT-COM	55.15	0.25	0.93	1.90	0.44	58.68	13.36	29.90	14.64	57.90	0.78
PCOM	57.72	0.00	0.00	5.62	25.68	89.02	31.67	24.98	22.34	78.99	10.03
PNWU-COM	13.04	0.00	0.07	0.00	4.60	17.71	5.65	5.29	3.17	14.11	3.60
RVUCOM	25.58	0.00	0.00	0.69	8.18	34.45	8.10	0.00	12.63	20.73	13.72
TouroCOM-NY	23.93	0.11	0.00	0.00	0.23	24.26	5.54	5.18	3.72	14.44	9.82
TUCOM-CA	23.37	0.00	1.09	0.97	0.00	25.44	8.01	7.74	6.51	22.26	3.18
TUNCOM	28.24	0.00	0.11	1.65	0.00	30.00	8.98	6.12	5.76	20.85	9.15
UNECOM	26.99	0.00	1.84	5.73	1.34	35.89	8.21	10.96	13.62	32.79	3.10
UP-KYCOM	11.31	0.00	0.12	0.00	0.01	11.44	3.57	1.46	1.53	6.56	4.88
VCOM-CC ⁷	6.02	0.00	0.00	0.00	0.06	6.08	4.51	3.15	1.46	9.12	-3.04
VCOM-VC	30.41	0.00	0.58	0.00	3.05	34.03	10.87	9.99	4.83	25.69	8.34
WCUCOM ⁷	8.09	0.00	0.00	0.00	0.02	8.12	3.37	2.61	1.51	7.49	0.63
Western U/COMP	47.33	0.00	0.53	1.77	2.98	52.62	18.68	21.67	9.30	49.64	2.98
All Public COMs	\$105.77	\$135.63	\$73.34	\$183.50	\$215.45	\$713.70	\$140.43	\$182.00	\$344.75	\$667.17	\$46.51
MSUCOM	7.44	0.00	9.08	38.82	78.87	134.22	9.37	78.13	34.73	122.23	11.99
OSU-COM	9.07	20.79	6.80	19.08	85.51	141.25	45.32	10.51	84.88	140.71	0.54
OU-HCOM	16.73	10.37	10.51	0.00	9.93	47.54	17.51	8.51	14.72	40.75	6.79
RowanSOM	18.81	25.95	8.64	39.16	25.75	118.31	17.39	37.45	61.74	116.58	1.73
UNTHSC/TCOM	20.97	70.11	37.39	78.69	14.38	221.53	36.22	34.61	140.81	211.64	9.89
WVSOM	32.76	8.41	0.91	7.76	1.00	50.85	14.61	12.79	7.88	35.28	15.57
Total	\$843.20	\$139.27	\$88.42	\$209.61	\$349.43	\$1,629.95	\$386.30	\$457.52	\$551.73	\$1,395.56	\$234.39

Note: figures may not add up due to rounding

¹Total Revenues and Expenditures include recorded and not recorded values

²Includes tuition and fees from D.O. program and other programs

³Includes Federal, State and Local government appropriations

⁴Includes Federal, State, Local and Private grants and contracts

⁵Other= Parent University Appropriations+ Indirect Cost Recoveries + Gifts + Endowment Income + GME Revenues from Intern/Resident Programs Controlled by COM + Other Revenues

⁶Other= All Other + Research + Service + Scholarships and Fellowships + House Staff + Operation and Maintenance of Plant + Other Functions + Fund Transfers

⁷ACOM, CUSOM, VCOM-CC and WCU-COM are new colleges of osteopathic medicine with less than 4 classes enrolled, accounting for low revenues and expenditures.

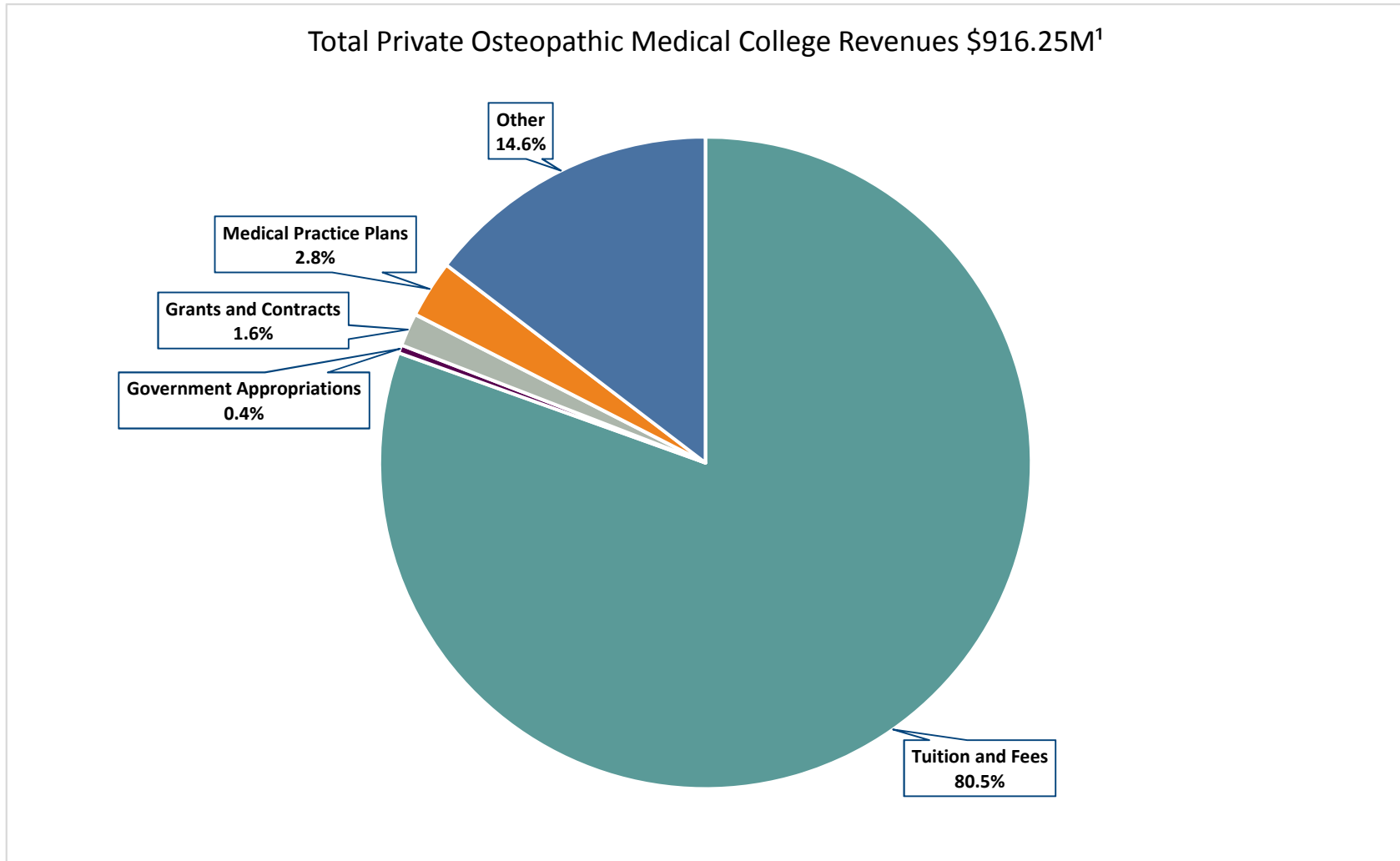
Source: AACOM, Annual Osteopathic Medical School Questionnaire, 2013-14 academic year



AMERICAN ASSOCIATION OF COLLEGES OF OSTEOPATHIC MEDICINE 5550 Friendship Blvd., Suite 310, Chevy Chase, MD 20815-7231; 301-968-4100

Copyright 2015. American Association of Colleges of Osteopathic Medicine. All rights reserved.

FY2012 Comparison of Private and Public Osteopathic Medical College Revenues



¹Data reported for 28 COMs and 4 branch campuses. Includes 26 private and 6 public COMs.

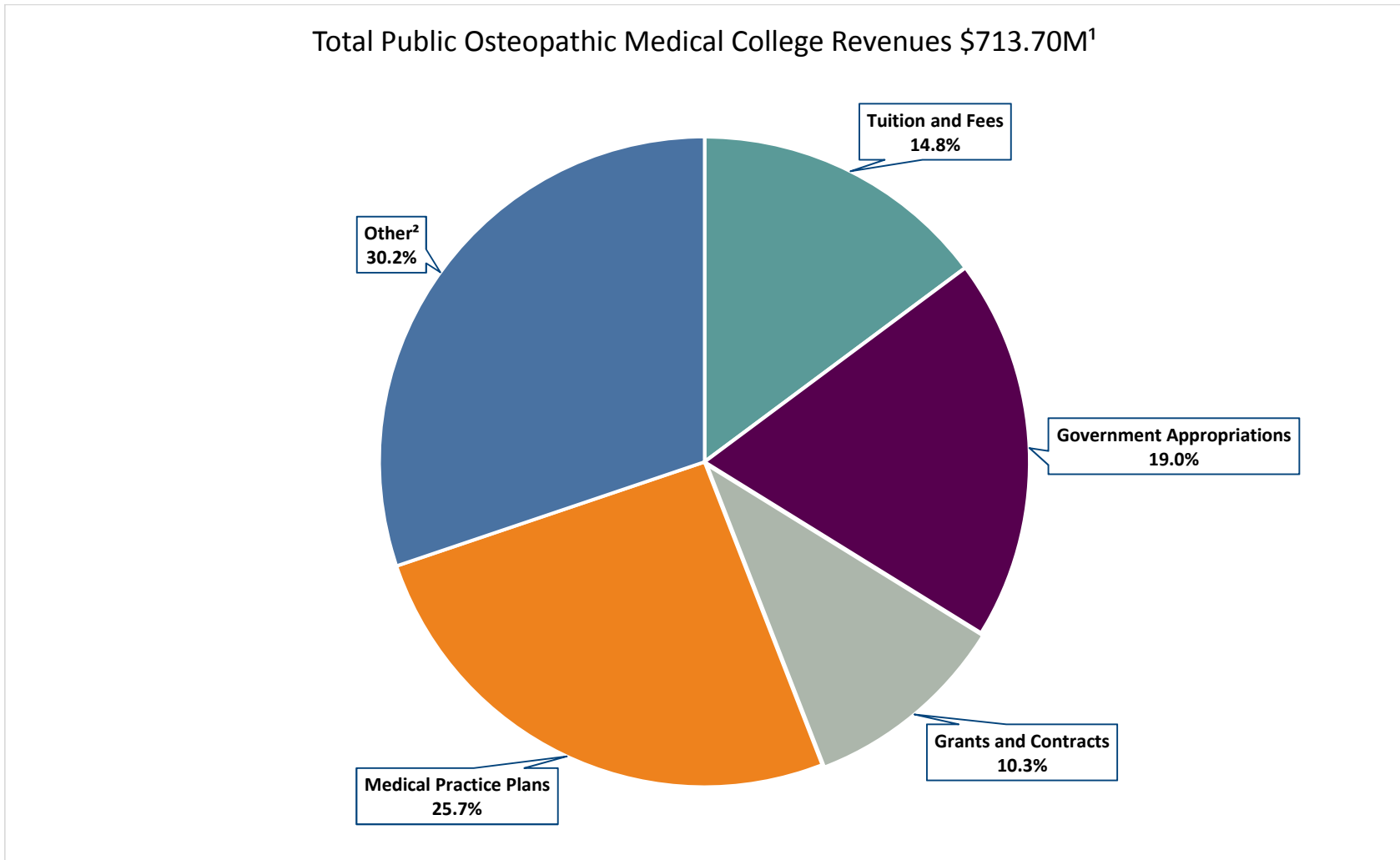
²Other = Parent University Appropriations, Indirect Cost Recoveries, Gifts, Endowment Income, GME Revenues and Other Revenues.
Includes recorded and non-recorded revenues

Source: AACOM, Annual Osteopathic Medical School Questionnaire, 2013-14 academic year



AMERICAN ASSOCIATION OF COLLEGES OF OSTEOPATHIC MEDICINE 5550 Friendship Blvd., Suite 310, Chevy Chase, MD 20815-7231; 301-968-4100

FY2012 Comparison of Private and Public Osteopathic Medical College Revenues



¹Data reported for 28 COMs and 4 branch campuses. Includes 26 private and 6 public COMs.

²Other = Parent University Appropriations, Indirect Cost Recoveries, Gifts, Endowment Income, GME Revenues and Other Revenues.
Includes recorded and non-recorded revenues

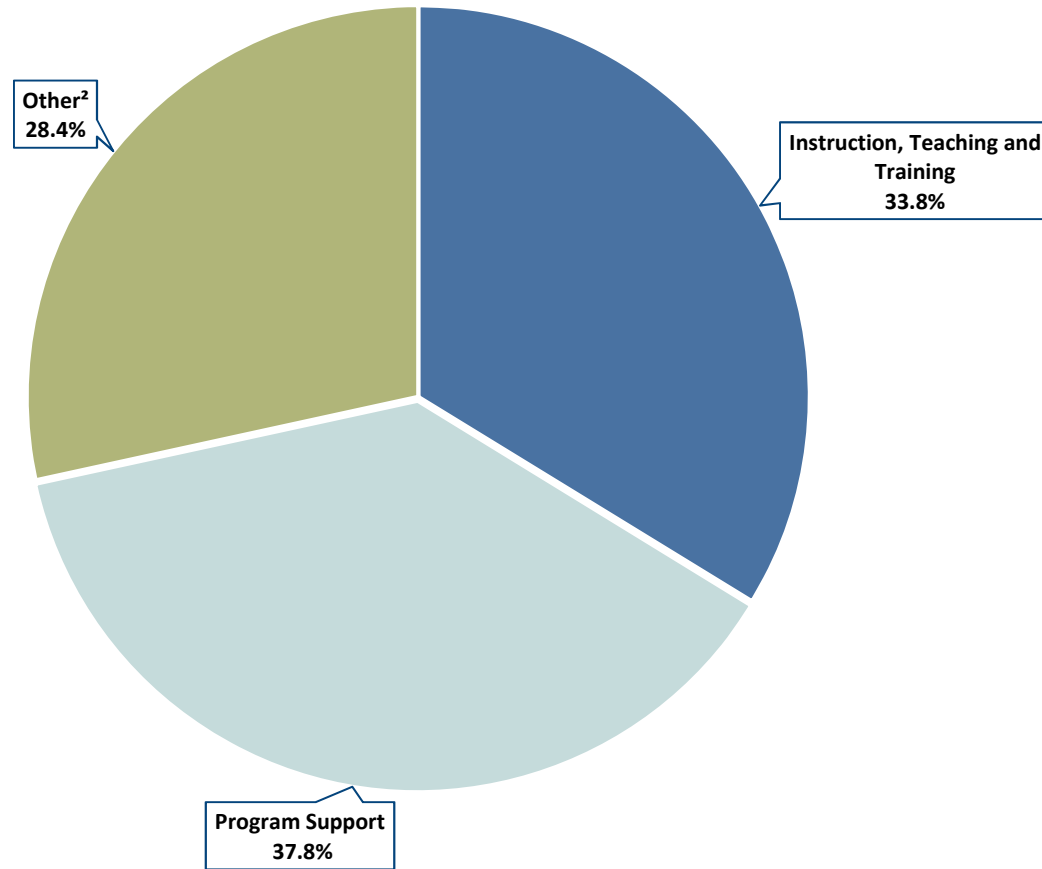
Source: AACOM, Annual Osteopathic Medical School Questionnaire, 2013-14 academic year



AMERICAN ASSOCIATION OF COLLEGES OF OSTEOPATHIC MEDICINE 5550 Friendship Blvd., Suite 310, Chevy Chase, MD 20815-7231; 301-968-4100

FY2012 Comparison of Private and Public Osteopathic Medical College Expenditures

Total Private Osteopathic Medical College Expenditures \$728.39M¹



¹Data reported for 28 COMs and 4 branch campuses. Includes 26 private and 6 public COMs.

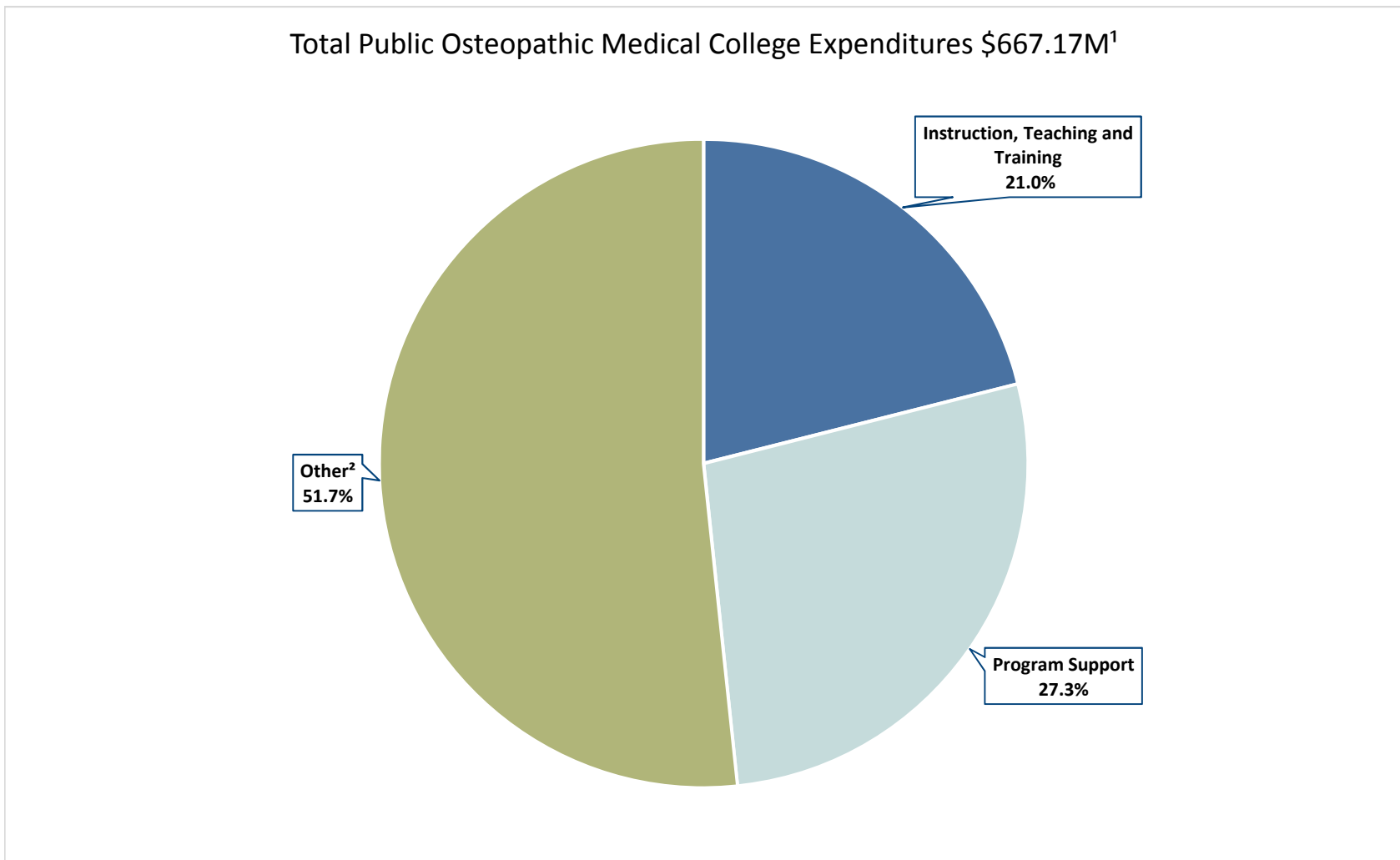
²Other = All Other, Research, Service, Scholarships and Fellowships, House Staff, Operation and Maintenance of Plant, Other Functions and Fund Transfers.

Source: AACOM, Annual Osteopathic Medical School Questionnaire, 2013-14 academic year



AMERICAN ASSOCIATION OF COLLEGES OF OSTEOPATHIC MEDICINE 5550 Friendship Blvd., Suite 310, Chevy Chase, MD 20815-7231; 301-968-4100

FY2012 Comparison of Private and Public Osteopathic Medical College Expenditures



¹Data reported for 28 COMs and 4 branch campuses. Includes 26 private and 6 public COMs.

²Other = All Other, Research, Service, Scholarships and Fellowships, House Staff, Operation and Maintenance of Plant, Other Functions and Fund Transfers.

Source: AACOM, Annual Osteopathic Medical School Questionnaire, 2013-14 academic year



AMERICAN ASSOCIATION OF COLLEGES OF OSTEOPATHIC MEDICINE 5550 Friendship Blvd., Suite 310, Chevy Chase, MD 20815-7231; 301-968-4100