

Fiscal Year 2013 Revenues and Expenditures by Osteopathic Medical College (in \$millions)¹

COM	Current Fund Revenues						Expenditures				Excess of Revenues Over Expenditures and Transfers
	Tuition and Fees ²	Government Appropriations ³	Grants and Contracts ⁴	Medical Practice Plans	Other ⁵	Total Revenues	Instruction, Teaching and Training	Program Support	Other ⁶	Total Expenditures and Transfers	
All Private COMs	\$831.97	\$1.04	\$19.84	\$26.38	\$116.17	\$995.39	\$275.00	\$307.00	\$206.11	\$788.11	\$207.28
ACOM ⁷	1.58	0.00	0.00	0.00	0.77	2.35	4.96	0.00	7.30	12.26	-9.91
ATSU-KCOM	31.48	0.00	1.23	0.00	15.11	47.82	8.88	18.19	5.40	32.47	15.35
ATSU-SOMA	18.65	0.00	0.53	0.00	5.28	24.46	5.34	13.10	0.80	19.24	5.22
AZCOM/MWU	53.31	0.00	0.40	2.21	5.77	61.70	16.49	12.33	12.01	40.83	20.87
CCOM/MWU	44.04	0.00	0.81	0.00	19.22	64.07	10.86	10.38	19.18	40.43	23.64
CUSOM ⁷	0.06	0.00	2.00	0.00	5.13	7.18	4.92	0.45	0.57	5.93	1.25
DMU-COM	50.83	0.00	1.09	3.37	4.77	60.06	18.17	26.34	9.88	54.38	5.68
GA-PCOM	29.55	0.00	0.00	0.00	0.05	29.60	10.79	10.92	3.64	25.35	4.25
KCU-COM	43.08	0.00	0.07	1.52	3.92	48.59	9.00	23.51	12.65	45.16	3.43
LECOM	45.78	0.00	0.04	0.00	7.20	53.03	10.75	13.70	7.50	31.95	21.08
LECOM Bradenton	21.56	0.66	0.00	0.00	2.87	25.09	4.25	5.07	2.08	11.40	13.69
LMU-DCOM	25.79	0.00	0.00	0.00	4.30	30.09	7.72	1.82	5.01	14.55	15.54
MU-COM ⁷	0.21	0.00	0.00	0.00	0.00	0.21	1.59	1.82	0.01	3.42	-3.21
NSU-COM	44.44	0.00	6.64	2.94	1.53	55.55	17.11	17.95	20.50	55.55	0.00
NYIT-COM	58.36	0.24	1.02	1.90	0.59	62.12	14.41	32.23	14.90	61.54	0.58
PCOM	59.77	0.00	0.00	5.57	25.43	90.77	31.65	24.07	22.68	78.40	12.37
PNWU-COM	13.68	0.00	0.09	0.00	3.50	17.26	5.75	6.04	3.06	14.85	2.41
RVUCOM	28.40	0.00	0.00	0.53	4.03	32.95	8.77	10.58	4.03	23.38	9.57
TouroCOM-NY	51.55	0.13	0.00	0.00	0.00	51.69	10.83	10.40	7.47	28.70	22.99
TUCOM-CA	24.03	0.00	1.21	1.84	0.00	27.08	8.68	7.31	6.60	22.59	4.49
TUNCOM	29.94	0.00	0.17	1.54	0.00	31.65	9.21	6.44	5.37	21.02	10.63
UNECOM	28.37	0.00	3.28	3.21	1.49	36.35	9.52	11.08	14.82	35.42	0.93
UP-KYCOM	13.88	0.00	0.26	0.00	0.00	14.14	3.98	1.72	1.63	7.32	6.82
VCOM-CC ⁷	12.78	0.00	0.00	0.00	0.07	12.85	6.55	3.56	1.98	12.09	0.76
VCOM-VC	30.23	0.00	0.67	0.00	3.60	34.50	12.29	11.01	5.45	28.75	5.75
WCU-COM ⁷	15.65	0.00	0.00	0.00	0.13	15.78	5.91	2.09	2.01	10.00	5.78
Western U/COMP	54.98	0.00	0.34	1.74	1.39	58.45	16.65	24.88	9.60	51.13	7.32
All Public COMs	\$124.37	\$133.65	\$79.80	\$181.66	\$255.49	\$774.97	\$147.14	\$206.15	\$353.71	\$707.00	\$37.97
MSUCOM	17.74	0.00	10.22	39.87	94.86	162.69	12.97	92.13	34.52	139.62	23.07
OSU-COM	10.14	18.54	7.56	18.47	97.12	151.83	44.37	10.97	86.74	142.08	9.75
OU-HCOM	19.34	10.85	11.11	0.00	19.01	60.31	19.16	7.84	14.96	41.96	18.35
RowanSOM	21.76	30.23	9.66	38.06	26.03	125.74	18.92	40.35	63.78	123.05	2.69
UNTHSC/TCOM	23.07	65.20	40.05	76.85	16.75	221.92	37.16	41.81	145.68	224.65	-2.73
WVSOM	32.32	8.84	1.19	8.40	1.72	52.47	14.55	13.05	8.04	35.64	16.83
Total	\$956.34	\$134.69	\$99.64	\$208.04	\$371.66	\$1,770.36	\$422.14	\$513.15	\$559.82	\$1,495.11	\$245.25

Note: figures may not add up due to rounding

¹Total Revenues and Expenditures include recorded and not recorded values

²Includes tuition and fees from D.O. program and other programs

³Includes Federal, State and Local government appropriations

⁴Includes Federal, State, Local and Private grants and contracts

⁵Other= Parent University Appropriations+ Indirect Cost Recoveries + Gifts + Endowment Income + GME Revenues from Intern/Resident Programs Controlled by COM + Other Revenues

⁶Other= All Other + Research + Service + Scholarships and Fellowships + House Staff + Operation and Maintenance of Plant + Other Functions + Fund Transfers

⁷ACOM, CUSOM, MU-COM, VCOM-CC and WCU-COM are new colleges of osteopathic medicine with less than 4 classes enrolled , accounting for low revenues and expenditures.

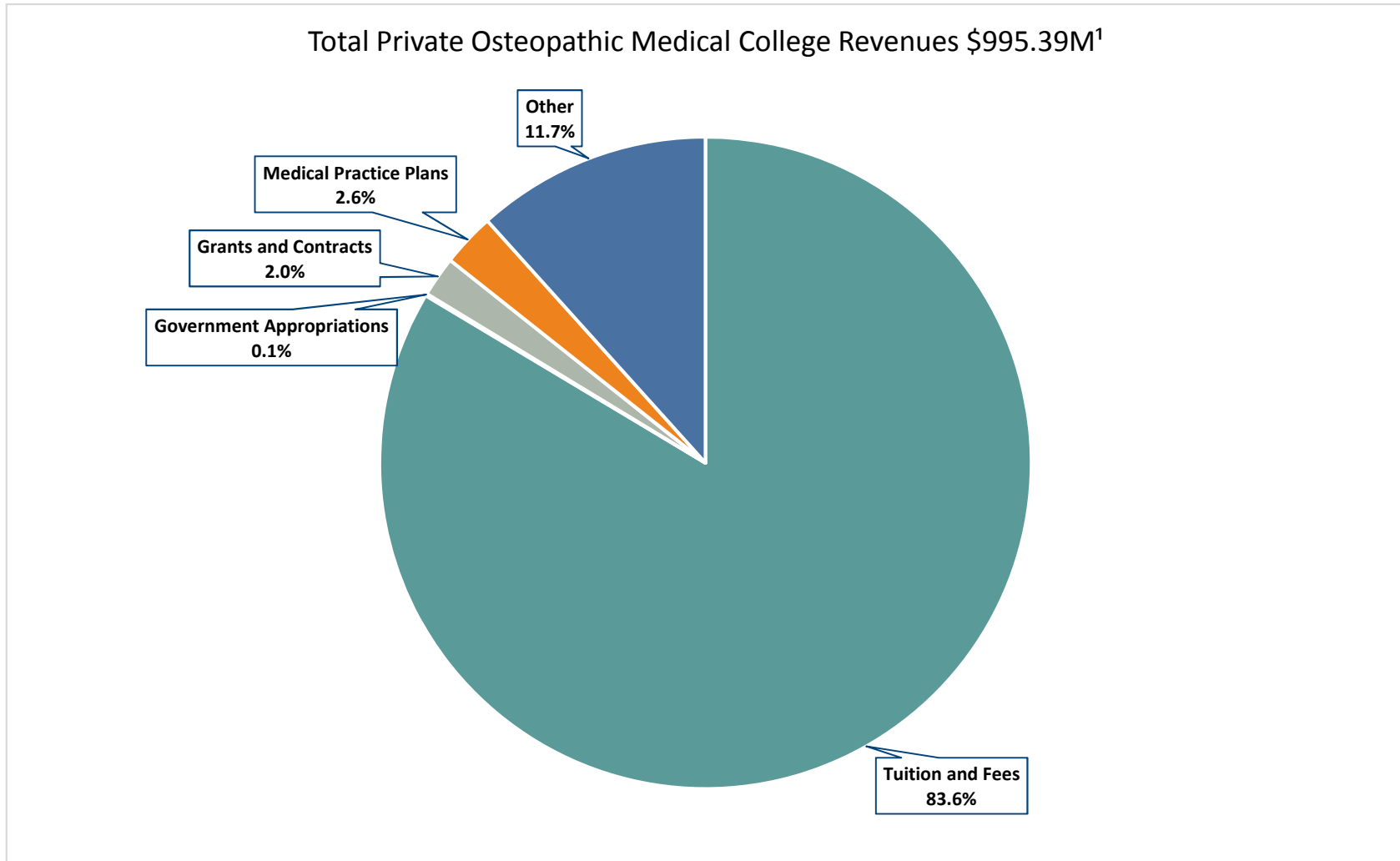
Source: AACOM, Annual Osteopathic Medical School Questionnaire, 2014-15 academic year



AMERICAN ASSOCIATION OF COLLEGES OF OSTEOPATHIC MEDICINE 5550 Friendship Blvd., Suite 310, Chevy Chase, MD 20815-7231; 301-968-4100

Copyright 2015. American Association of Colleges of Osteopathic Medicine. All rights reserved.

FY2013 Comparison of Private and Public Osteopathic Medical College Revenues



¹Data reported for 29 COMs and 4 branch campuses. Includes 27 private and 6 public COMs.

²Other = Parent University Appropriations, Indirect Cost Recoveries, Gifts, Endowment Income, GME Revenues and Other Revenues.
Includes recorded and non-recorded revenues

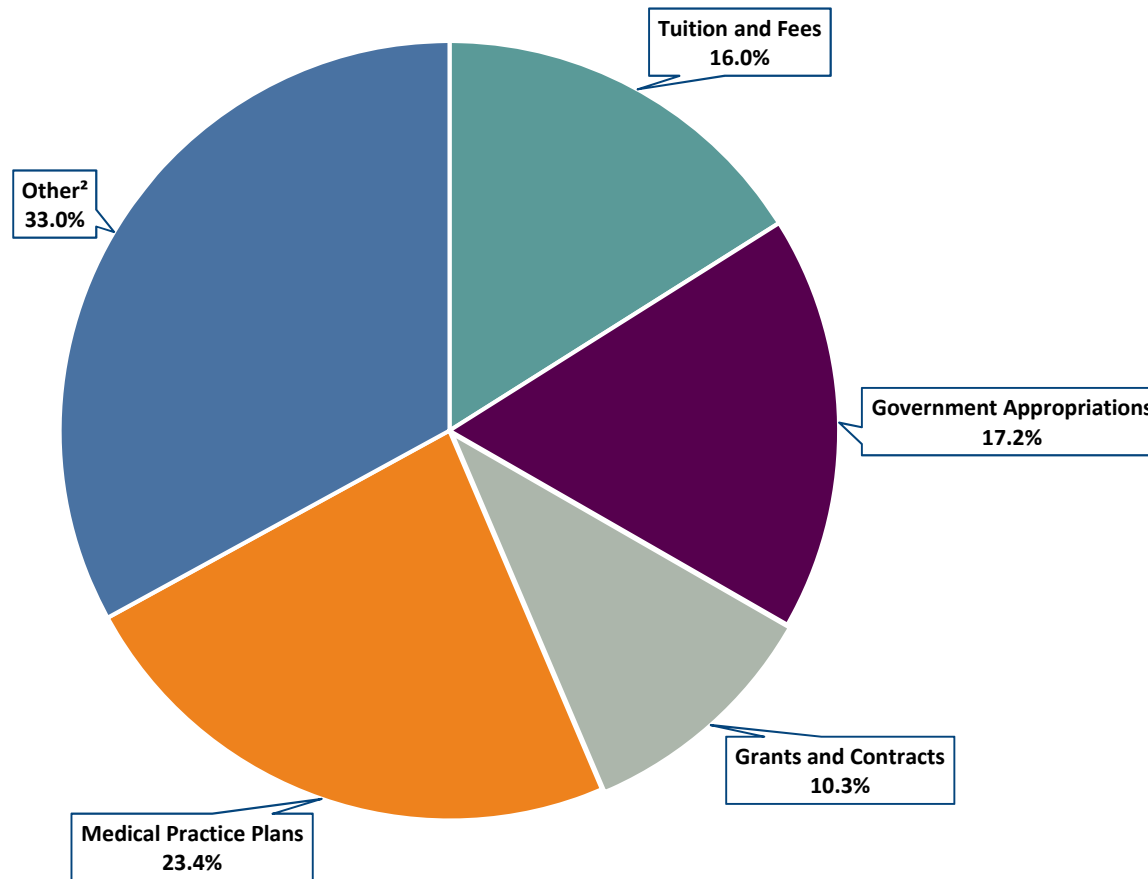
Source: AACOM, Annual Osteopathic Medical School Questionnaire, 2014-15 academic year



AMERICAN ASSOCIATION OF COLLEGES OF OSTEOPATHIC MEDICINE 5550 Friendship Blvd., Suite 310, Chevy Chase, MD 20815-7231; 301-968-4100

FY2013 Comparison of Private and Public Osteopathic Medical College Revenues

Total Public Osteopathic Medical College Revenues \$774.97M¹



¹Data reported for 29 COMs and 4 branch campuses. Includes 27 private and 6 public COMs.

²Other = Parent University Appropriations, Indirect Cost Recoveries, Gifts, Endowment Income, GME Revenues and Other Revenues.

Includes recorded and non-recorded revenues

Source: AACOM, Annual Osteopathic Medical School Questionnaire, 2014-15 academic year



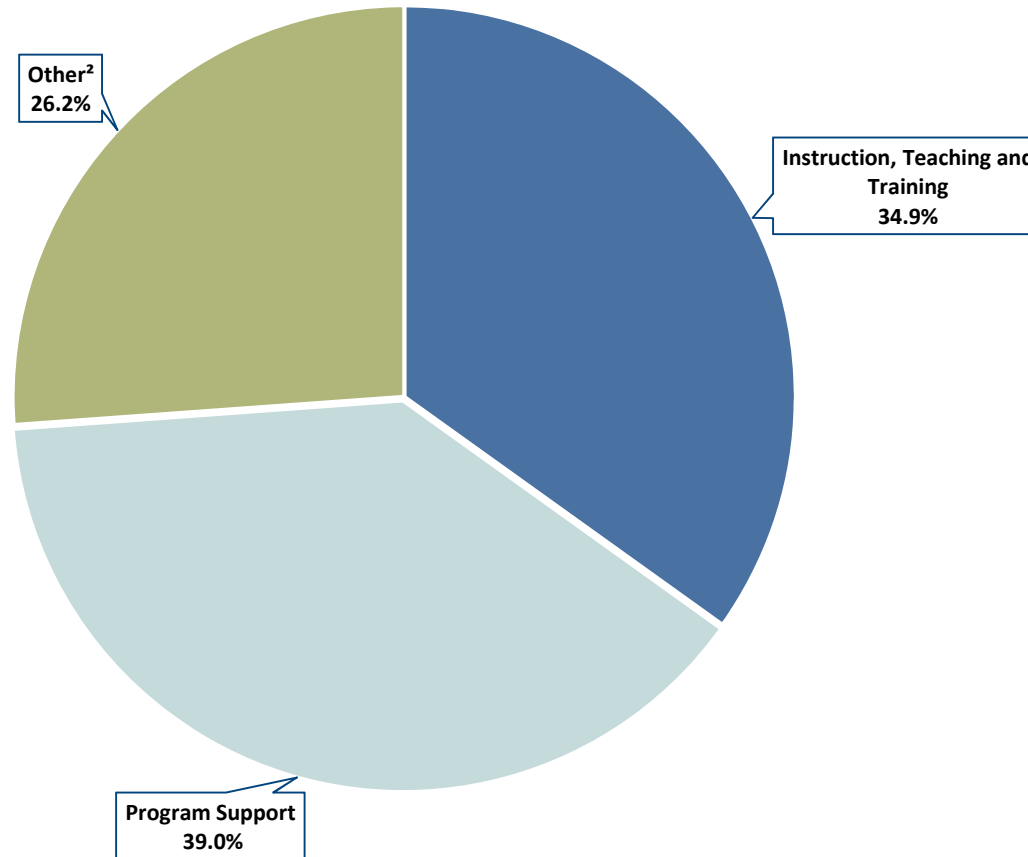
AMERICAN ASSOCIATION OF
COLLEGES OF OSTEOPATHIC MEDICINE

5550 Friendship Blvd., Suite 310, Chevy Chase, MD 20815-7231; 301-968-4100

Copyright 2015. American Association of Colleges of Osteopathic Medicine. All rights reserved.

FY2013 Comparison of Private and Public Osteopathic Medical College Expenditures

Total Private Osteopathic Medical College Expenditures \$788.11M¹



¹Data reported for 29 COMs and 4 branch campuses. Includes 27 private and 6 public COMs.

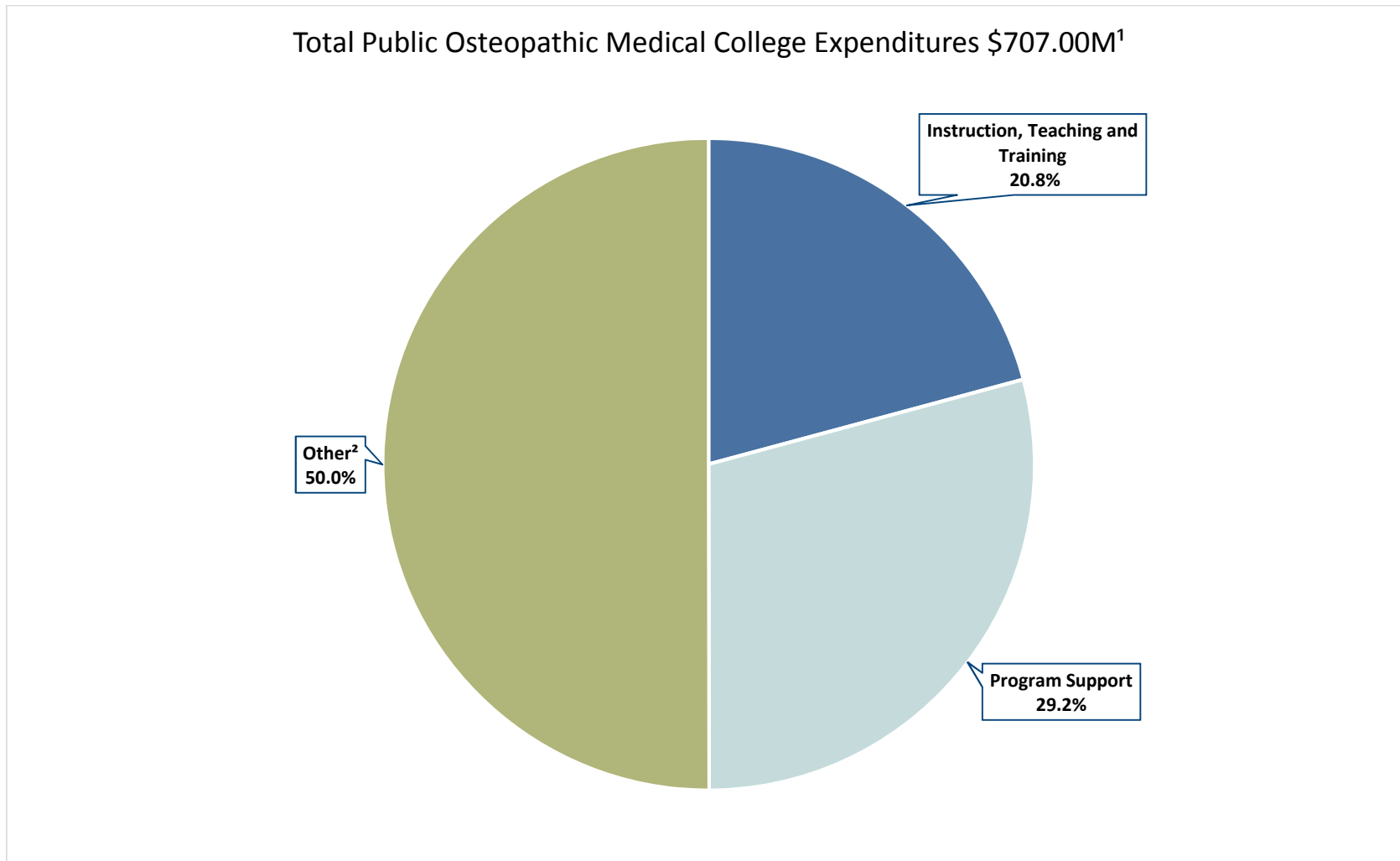
²Other = All Other, Research, Service, Scholarships and Fellowships, House Staff, Operation and Maintenance of Plant, Other Functions and Fund Transfers.

Source: AACOM, Annual Osteopathic Medical School Questionnaire, 2014-15 academic year



AMERICAN ASSOCIATION OF COLLEGES OF OSTEOPATHIC MEDICINE 5550 Friendship Blvd., Suite 310, Chevy Chase, MD 20815-7231; 301-968-4100

FY2013 Comparison of Private and Public Osteopathic Medical College Expenditures



¹Data reported for 29 COMs and 4 branch campuses. Includes 27 private and 6 public COMs.

²Other = All Other, Research, Service, Scholarships and Fellowships, House Staff, Operation and Maintenance of Plant, Other Functions and Fund Transfers.

Source: AACOM, Annual Osteopathic Medical School Questionnaire, 2014-15 academic year



AMERICAN ASSOCIATION OF COLLEGES OF OSTEOPATHIC MEDICINE 5550 Friendship Blvd., Suite 310, Chevy Chase, MD 20815-7231; 301-968-4100