

Fiscal Year 2015 Revenues and Expenditures by Osteopathic Medical College (in \$millions)¹

COM	Current Fund Revenues						Expenditures				Excess of Revenues Over Expenditures and Transfers
	Tuition and Fees ²	Government Appropriations ³	Grants and Contracts ⁴	Medical Practice Plans	Other ⁵	Total Revenues	Instruction, Teaching and Training	Program Support	Other ⁶	Total Expenditures and Transfers	
All Private COMs	\$976.98	\$4.45	\$20.05	\$30.29	\$80.43	\$1,112.21	\$316.09	\$335.30	\$220.01	\$871.40	\$240.80
ACOM ⁷	14.95	0.00	0.00	0.00	0.87	15.82	8.40	0.00	4.49	12.90	2.92
ATSU-KCOM	33.92	0.00	0.99	0.00	6.24	41.15	8.76	17.67	4.84	31.27	9.88
ATSU-SOMA	20.42	0.00	1.21	0.00	0.97	22.60	11.47	9.99	1.10	22.56	0.04
AZCOM/MWU	59.94	0.00	0.26	2.77	6.54	69.51	17.45	18.03	12.95	48.44	21.07
BCOM ⁷	0.01	0.00	0.00	0.00	0.00	0.01	0.00	0.00	-3.45	-3.45	3.45
CCOM/MWU	49.31	0.00	0.68	0.00	10.67	60.66	12.11	13.65	19.21	44.97	15.70
CUSOM ⁷	13.44	0.00	0.18	0.00	1.67	15.29	8.43	1.70	1.62	11.75	3.54
DMU-COM	38.53	0.00	0.36	2.91	3.38	45.17	8.88	15.83	12.43	37.14	8.03
GA-PCOM	39.82	0.00	0.00	0.00	0.08	39.90	11.62	14.20	4.79	30.61	9.29
KCU-COM	47.38	0.00	0.14	0.00	5.94	53.45	9.26	29.65	7.36	46.28	7.17
LECOM	48.98	1.14	0.03	0.00	6.04	56.20	12.11	15.41	8.69	36.21	20.00
LECOM Bradenton	25.15	1.00	0.02	0.00	1.52	27.69	4.26	6.28	2.17	12.71	14.98
LMU-DCOM	36.04	0.00	0.00	0.00	0.00	36.04	8.70	2.14	1.96	12.80	23.24
LUCOM	7.69	0.00	0.00	0.00	0.07	7.77	1.19	2.98	10.01	14.17	-6.41
MU-COM ⁷	14.74	0.00	0.00	0.00	0.00	14.74	7.31	4.29	0.12	11.72	3.02
NSU-COM	49.55	1.89	8.41	5.27	2.10	67.22	20.35	18.57	28.29	67.22	0.00
NYIT-COM	65.14	0.25	1.01	2.54	-0.04	68.91	16.25	34.40	15.40	66.05	2.86
PCOM	63.13	0.00	0.00	5.94	24.57	93.64	32.60	26.60	24.84	84.04	9.60
PNWU-COM	20.80	0.00	0.04	0.00	1.72	22.56	7.21	7.41	4.21	18.83	3.73
RVUCOM	31.27	0.00	0.00	0.73	3.90	35.89	10.64	10.73	7.40	28.77	7.12
TouroCOM-NY	38.14	0.17	0.00	0.00	0.03	38.33	15.18	17.06	6.64	38.87	-0.54
TUCOM-CA	27.10	0.00	1.38	1.26	0.00	29.74	9.80	7.91	7.93	25.64	4.10
TUNCOM	32.85	0.00	0.17	1.74	0.00	34.75	10.04	0.00	2.70	12.73	22.02
UNECOM	35.60	0.00	4.22	2.42	1.27	43.52	8.26	7.17	11.39	26.82	16.69
UP-KYCOM	19.16	0.00	0.20	0.00	0.13	19.49	4.64	2.17	0.75	7.56	11.93
VCOM-Auburn ⁷	0.02	0.00	0.00	0.00	0.00	0.02	1.93	2.24	0.59	4.75	-4.73
VCOM-CC	26.88	0.00	0.00	0.00	0.05	26.93	9.98	5.18	3.18	18.33	8.59
VCOM-VC	32.17	0.00	0.24	2.27	1.38	36.07	13.32	12.29	6.13	31.74	4.34
WCUCOM ⁷	15.79	0.00	0.01	0.00	0.07	15.87	5.34	3.87	1.14	10.34	5.53
Western U/COMP	69.05	0.00	0.50	2.43	1.27	73.26	20.62	27.88	11.13	59.62	13.64
All Public COMs	\$139.27	\$185.47	\$119.84	\$195.49	\$274.65	\$914.73	\$168.28	\$329.24	\$299.45	\$796.96	\$117.77
MSUCOM	17.60	0.00	12.01	47.87	87.82	165.30	11.68	84.96	37.68	134.32	30.98
OSU-COM	11.64	21.59	9.08	22.80	121.58	186.68	62.70	13.27	93.49	169.46	17.22
OU-HCOM	24.53	12.11	15.41	0.00	16.05	68.11	20.69	14.19	21.25	56.14	11.97
RowanSOM	26.54	47.21	10.90	36.52	27.75	148.92	17.71	55.54	71.79	145.05	3.88
UNTHSC/TCOM	26.86	96.74	71.31	80.41	19.04	294.36	38.84	147.09	58.30	244.23	50.13
WVSOM	32.12	7.81	1.14	7.89	2.41	51.37	16.65	14.18	16.93	47.77	3.60
Total	\$1,116.26	\$189.91	\$139.90	\$225.78	\$355.09	\$2,026.94	\$484.37	\$664.54	\$519.46	\$1,668.37	\$358.57

Note: figures may not add up due to rounding

¹Total Revenues and Expenditures include recorded and not recorded values

²Includes tuition and fees from D.O. program and other programs

³Includes Federal, State and Local government appropriations

⁴Includes Federal, State, Local and Private grants and contracts

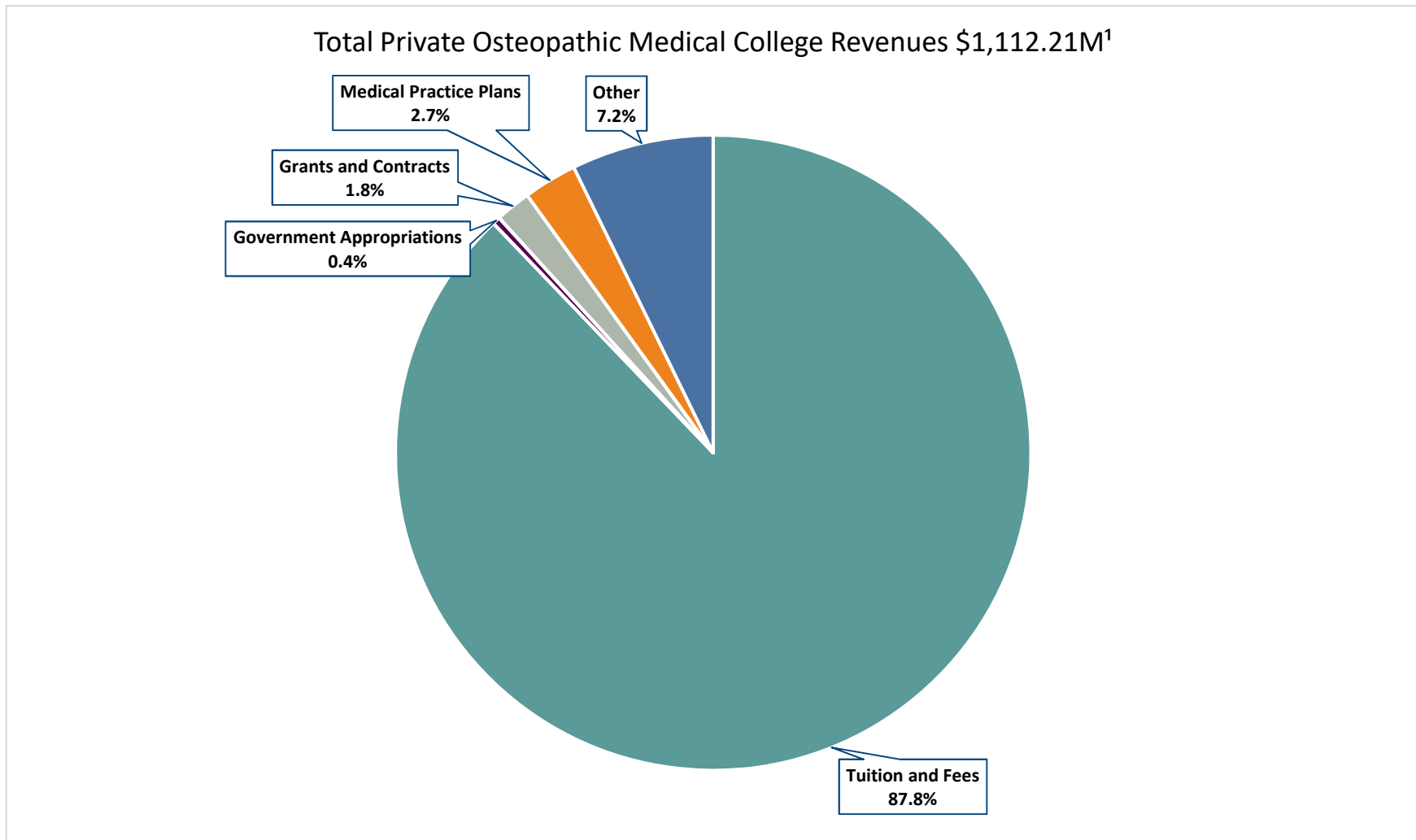
⁵Other= Parent University Appropriations+ Indirect Cost Recoveries + Gifts + Endowment Income + GME Revenues from Intern/Resident Programs Controlled by COM + Other Revenues

⁶Other= Research + Service + Scholarships and Fellowships + House Staff + Operation and Maintenance of Plant + Other Functions + Fund Transfers

⁷ACOM, BCOM, CUSOM, MU-COM, VCOM-Auburn, and WCUCOM are new colleges of osteopathic medicine with less than 4 classes enrolled, accounting for low revenues and expenditures.

Source: AACOM, Annual Osteopathic Medical School Questionnaire, 2016-17 academic year

FY2015 Comparison of Private and Public Osteopathic Medical College Revenues



¹Data reported for 31 COMs, 5 branch campuses, and 8 remote teaching sites. Includes 30 private and 6 public COMs.

²Other = Parent University Appropriations, Indirect Cost Recoveries, Gifts, Endowment Income, GME Revenues and Other Revenues.

Includes recorded and non-recorded revenues

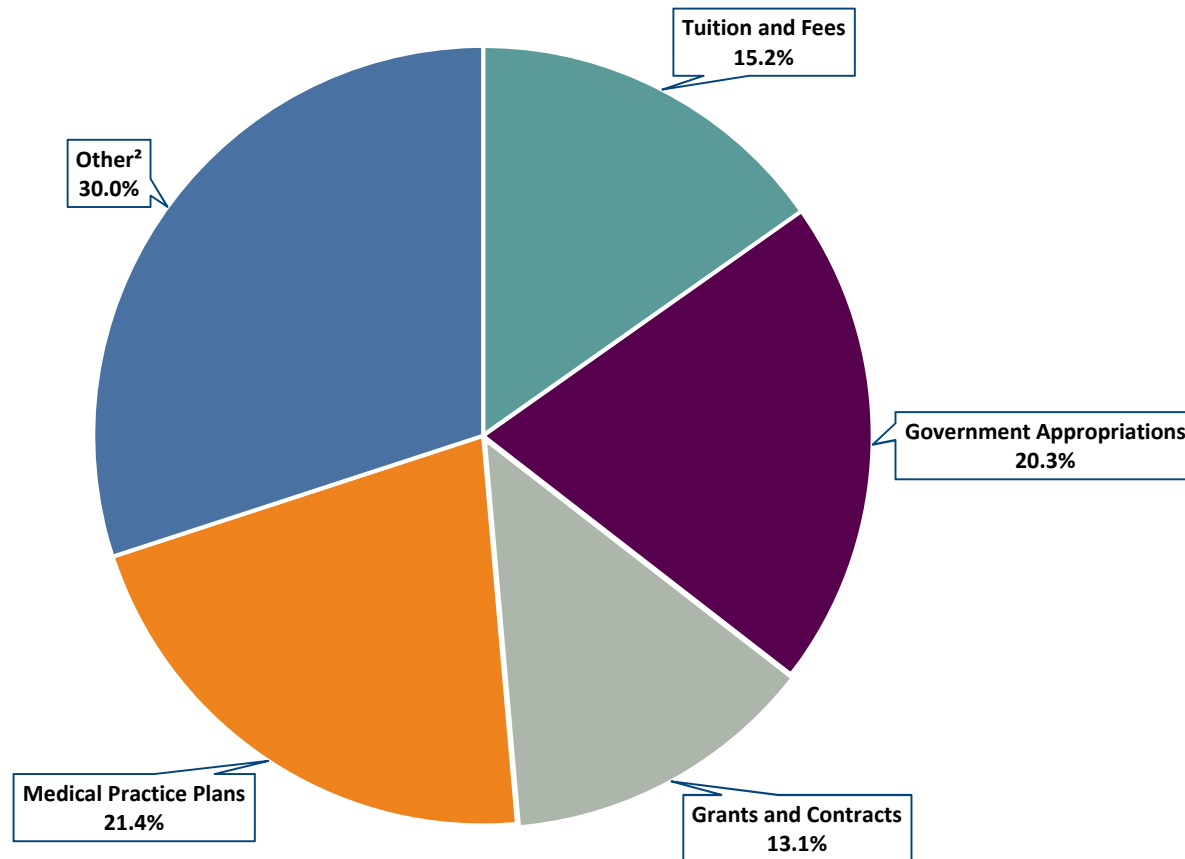
Source: AACOM, Annual Osteopathic Medical School Questionnaire, 2016-17 academic year



AMERICAN ASSOCIATION OF
COLLEGES OF OSTEOPATHIC MEDICINE

FY2015 Comparison of Private and Public Osteopathic Medical College Revenues

Total Public Osteopathic Medical College Revenues \$914.73M¹



¹Data reported for 31 COMs, 5 branch campuses, and 8 remote teaching sites. Includes 30 private and 6 public COMs.

²Other = Parent University Appropriations, Indirect Cost Recoveries, Gifts, Endowment Income, GME Revenues and Other Revenues.

Includes recorded and non-recorded revenues

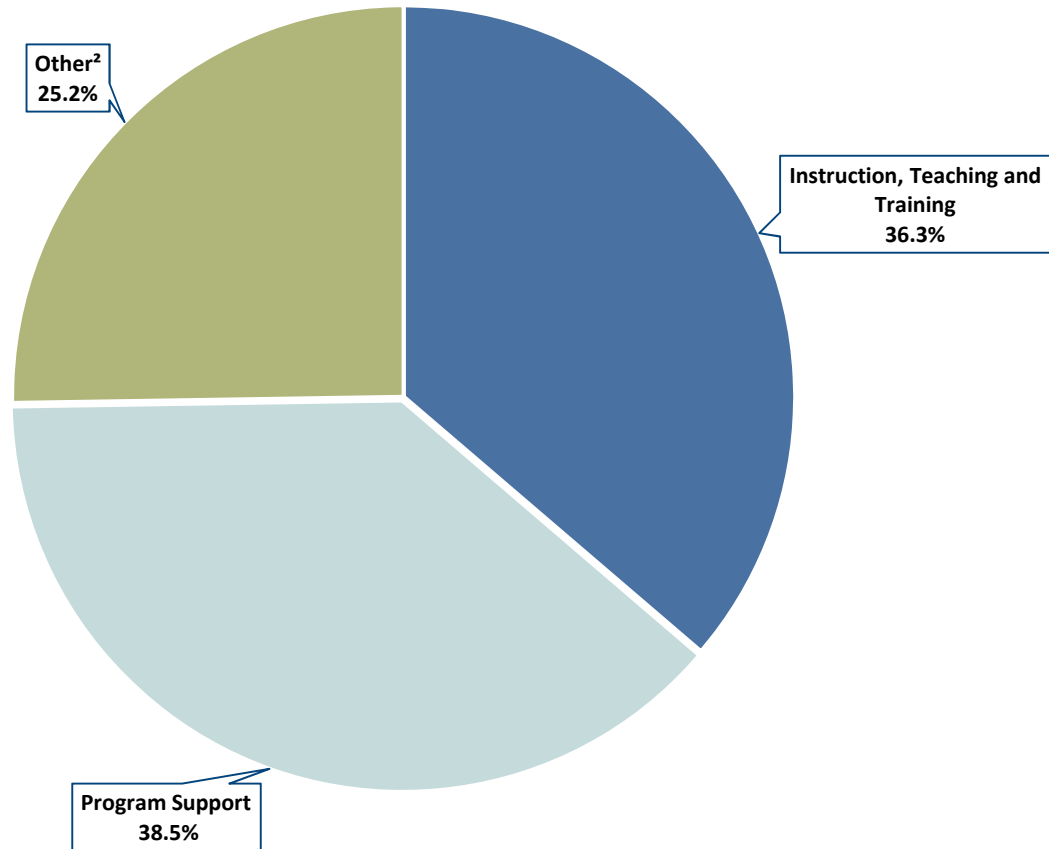
Source: AACOM, Annual Osteopathic Medical School Questionnaire, 2016-17 academic year



AMERICAN ASSOCIATION OF
COLLEGES OF OSTEOPATHIC MEDICINE

FY2015 Comparison of Private and Public Osteopathic Medical College Expenditures

Total Private Osteopathic Medical College Expenditures \$871.40M¹



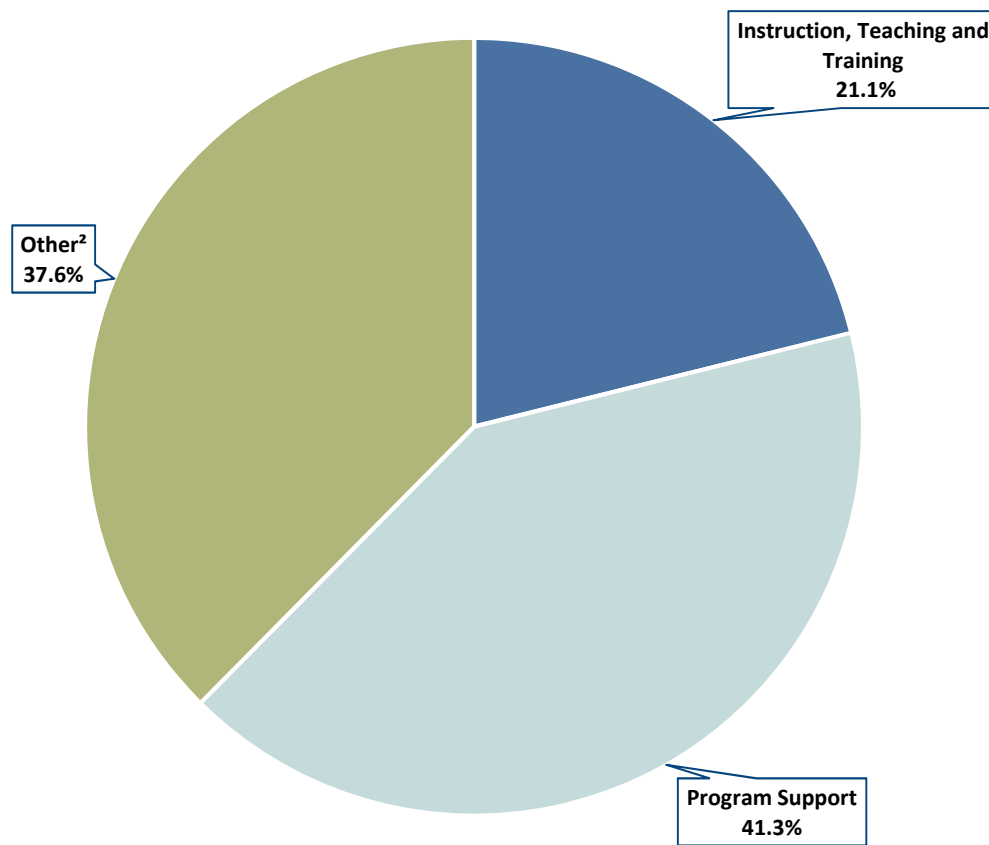
¹Data reported for 31 COMs, 5 branch campuses, and 8 remote teaching sites. Includes 30 private and 6 public COMs.

²Other = All Other, Research, Service, Scholarships and Fellowships, House Staff, Operation and Maintenance of Plant, Other Functions and Fund Transfers.

Source: AACOM, Annual Osteopathic Medical School Questionnaire, 2016-17 academic year

FY2015 Comparison of Private and Public Osteopathic Medical College Expenditures

Total Public Osteopathic Medical College Expenditures \$796.96M¹



¹Data reported for 31 COMs, 5 branch campuses, and 8 remote teaching sites. Includes 30 private and 6 public COMs.

²Other = All Other, Research, Service, Scholarships and Fellowships, House Staff, Operation and Maintenance of Plant, Other Functions and Fund Transfers.

Source: AACOM, Annual Osteopathic Medical School Questionnaire, 2016-17 academic year