

Fiscal Year 2016 Revenues and Expenditures by Osteopathic Medical College (in \$millions)¹

COM	Current Fund Revenues						Expenditures				Excess of Revenues Over Expenditures and Transfers
	Tuition and Fees ²	Government Appropriations ³	Grants and Contracts ⁴	Medical Practice Plans	Other ⁵	Total Revenues	Instruction, Teaching and Training	Program Support	Other ⁶	Total Expenditures and Transfers	
All Private COMs	\$1,069.02	\$3.72	\$20.16	\$27.46	\$119.22	\$1,239.58	\$344.08	\$366.66	\$241.77	\$952.50	\$287.07
ACOM	22.01	0.00	0.00	0.00	0.97	22.98	12.48	0.00	6.65	19.14	3.84
ARCOM ⁷	0.00	0.00	0.00	0.00	14.16	14.16	0.73	2.63	0.09	3.46	10.70
ATSU-KCOM	34.71	0.00	1.11	0.00	4.64	40.45	9.00	18.77	5.27	33.04	7.41
ATSU-SOMA	21.27	0.00	0.27	0.00	0.31	21.85	11.26	10.20	1.09	22.54	-0.69
AZCOM/MWU	62.11	0.00	0.21	2.57	6.63	71.52	17.87	17.44	14.47	49.78	21.73
BCOM ⁷	0.40	0.00	0.00	0.00	0.00	0.40	3.80	0.00	3.99	7.79	-7.39
CCOM/MWU	50.34	0.00	0.87	0.55	10.29	62.05	12.36	12.77	21.91	47.04	15.01
CUSOM	21.19	0.00	0.33	0.00	1.79	23.31	12.26	2.06	1.75	16.07	7.24
DMU-COM	40.04	0.00	0.44	2.76	3.76	47.01	9.66	16.18	12.63	38.47	8.54
GA-PCOM	42.59	0.00	0.00	0.07	0.13	42.80	13.03	16.02	4.81	33.86	8.93
KCU-COM	50.16	0.00	0.17	0.00	28.63	78.96	9.12	33.43	9.01	51.56	27.40
LECOM	50.45	2.24	0.02	0.00	4.84	57.56	12.42	16.56	9.10	38.08	19.47
LECOM Bradenton	26.03	1.06	0.00	0.00	0.17	27.26	4.16	6.69	2.23	13.07	14.19
LMU-DCOM	40.91	0.00	0.00	0.00	0.00	40.91	10.41	1.95	2.14	14.49	26.42
LUCOM	14.52	0.00	0.00	0.00	0.04	14.55	3.02	3.08	3.72	9.82	4.73
MU-COM	22.64	0.00	0.00	0.00	0.00	22.64	8.51	4.27	0.08	12.86	9.77
NSU-COM	52.70	0.00	8.72	3.56	1.82	66.79	21.86	19.84	25.09	66.79	0.00
NYIT-COM	68.30	0.24	0.82	3.04	0.34	72.74	15.40	35.82	15.95	67.17	5.57
PCOM	65.63	0.00	0.00	5.28	23.35	94.27	33.42	28.00	24.31	85.73	8.54
PNWU-COM	24.40	0.00	0.33	0.00	3.20	27.93	7.90	7.95	5.33	21.18	6.76
RVUCOM	32.39	0.00	0.00	0.80	6.44	39.64	14.51	10.61	6.79	31.91	7.72
TouroCOM-NY	56.75	0.18	0.51	0.00	0.10	57.54	13.79	17.34	10.41	41.54	16.00
TUCOM-CA	30.36	0.00	1.10	0.61	0.24	32.31	7.31	13.43	8.97	29.71	2.60
TUNCOM	28.60	0.00	0.00	1.65	0.54	30.80	6.92	11.63	5.35	23.89	6.90
UIWSOM ⁷	0.00	0.00	0.00	0.00	0.01	0.01	0.38	0.00	2.53	2.92	-2.91
UNECOM	33.66	0.00	3.69	2.10	1.14	40.59	8.63	4.71	10.40	23.74	16.85
UP-KYCOM	21.78	0.00	0.23	0.00	0.18	22.19	5.30	2.15	1.01	8.45	13.73
VCOM-Auburn ⁷	6.83	0.00	0.05	0.00	0.01	6.89	7.03	4.84	2.28	14.16	-7.26
VCOM-CC	27.59	0.00	0.09	0.00	0.03	27.71	10.35	5.47	3.41	19.23	8.48
VCOM-VC	33.12	0.00	0.33	1.93	1.44	36.83	13.74	11.57	7.60	32.90	3.93
WCUCOM ⁷	16.56	0.00	0.03	0.00	0.09	16.68	7.04	2.37	2.19	11.60	5.08
Western U/COMP	70.99	0.00	0.84	2.53	3.89	78.25	20.43	28.87	11.20	60.50	17.75
All Public COMs	\$153.63	\$230.85	\$71.74	\$156.23	\$292.92	\$905.36	\$253.49	\$203.66	\$297.47	\$754.62	\$150.74
MSUCOM	18.27	0.00	11.63	43.68	90.96	164.55	20.43	28.87	11.20	60.50	104.05
OSU-COM	13.11	51.15	8.63	22.93	96.20	192.02	63.67	14.69	100.48	178.85	13.18
OU-HCOM	29.85	13.71	14.63	0.00	6.20	64.39	23.40	17.16	20.40	60.96	3.43
RowanSOM	28.34	49.44	10.74	32.40	27.56	148.49	18.56	60.85	63.87	143.29	5.19
UNTHSC/TCOM	30.08	109.11	24.93	49.49	71.40	285.00	111.57	67.45	84.11	263.13	21.87
WVSOM	33.97	7.44	1.17	7.73	0.59	50.91	15.85	14.63	17.40	47.89	3.02
Total	\$1,222.65	\$234.57	\$91.90	\$183.69	\$412.13	\$2,144.93	\$597.56	\$570.32	\$539.24	\$1,707.12	\$437.81

Note: figures may not add up due to rounding

¹Total Revenues and Expenditures include recorded and not recorded values

²Includes tuition and fees from D.O. program and other programs

³Includes Federal, State and Local government appropriations

⁴Includes Federal, State, Local and Private grants and contracts

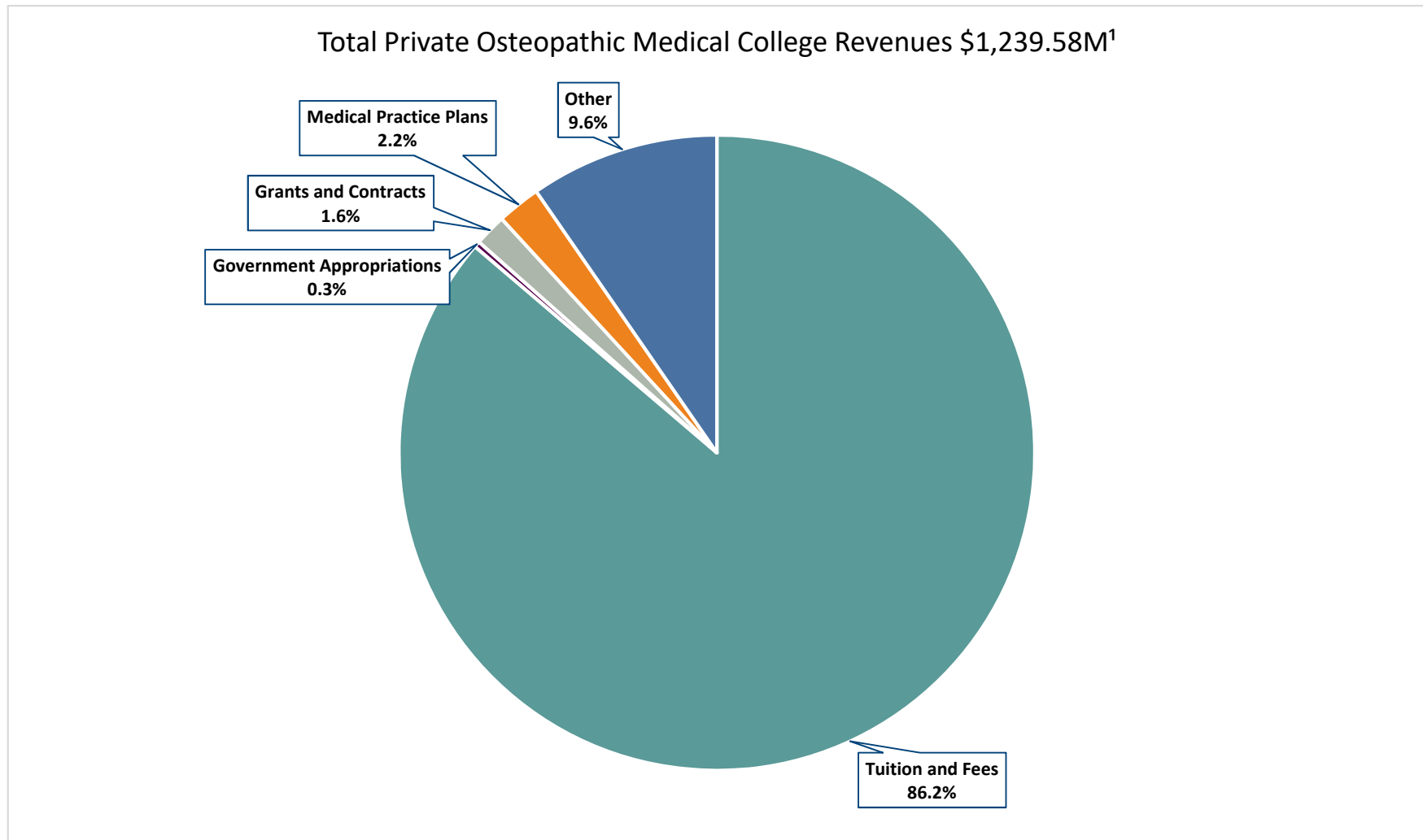
⁵Others= Parent University Appropriations+ Indirect Cost Recoveries + Gifts + Endowment Income + GME Revenues from Intern/Resident Programs Controlled by COM + Other Revenues

⁶Others= Research + Service + Scholarships and Fellowships + House Staff + Operation and Maintenance of Plant + Other Functions + Fund Transfers

⁷ARCOM, BCOM, UIWSOM, VCOM-Auburn, and WCUCOM are new colleges of osteopathic medicine with less than 4 classes enrolled, accounting for low revenues and expenditures.

Source: AACOM, Annual Osteopathic Medical School Questionnaire, 2017-18 academic year

FY2016 Comparison of Private and Public Osteopathic Medical College Revenues



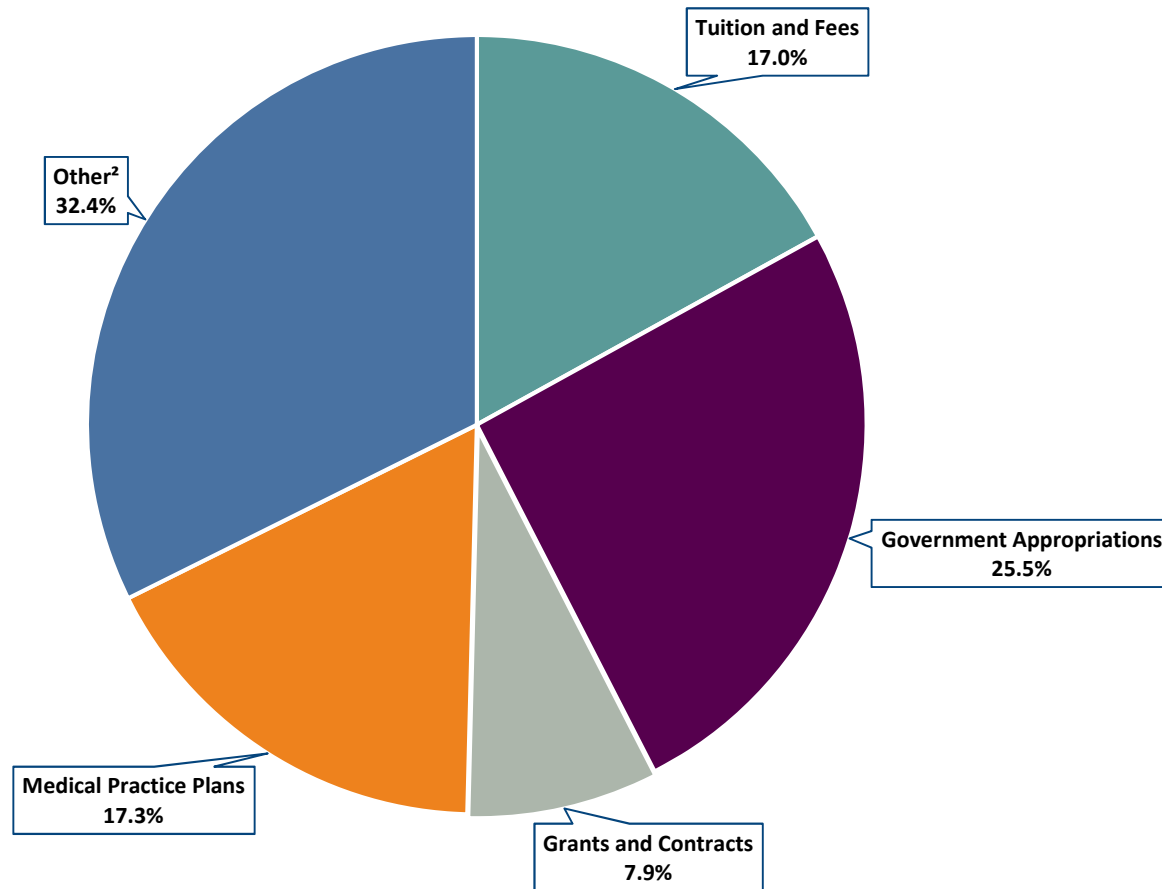
¹Data reported for 33 COMs, 5 branch campuses, and 10 remote teaching sites. Includes 32 private and 6 public COMs.

²Other = Parent University Appropriations, Indirect Cost Recoveries, Gifts, Endowment Income, GME Revenues and Other Revenues.
Includes recorded and non-recorded revenues

Source: AACOM, Annual Osteopathic Medical School Questionnaire, 2017-18 academic year

FY2016 Comparison of Private and Public Osteopathic Medical College Revenues

Total Public Osteopathic Medical College Revenues \$905.36M¹



¹Data reported for 33 COMs, 5 branch campuses, and 10 remote teaching sites. Includes 32 private and 6 public COMs.

²Other = Parent University Appropriations, Indirect Cost Recoveries, Gifts, Endowment Income, GME Revenues and Other Revenues.
Includes recorded and non-recorded revenues

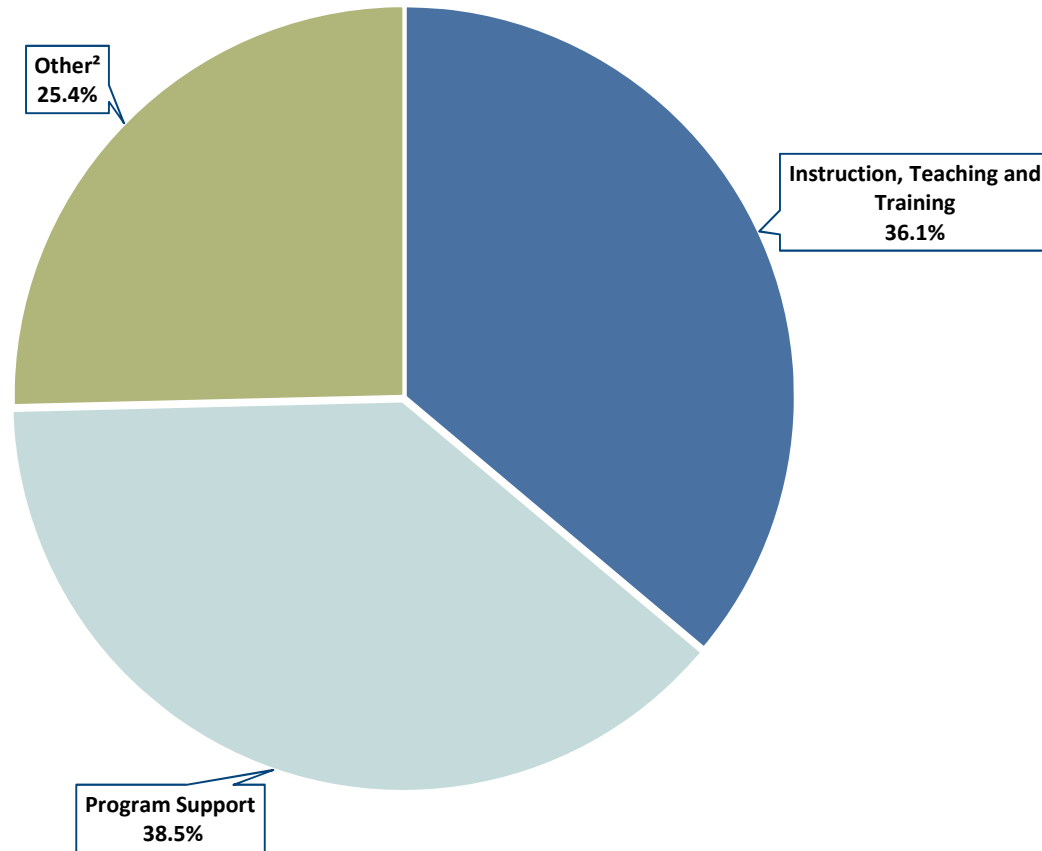
Source: AACOM, Annual Osteopathic Medical School Questionnaire, 2017-18 academic year



AMERICAN ASSOCIATION OF
COLLEGES OF OSTEOPATHIC MEDICINE

FY2016 Comparison of Private and Public Osteopathic Medical College Expenditures

Total Private Osteopathic Medical College Expenditures \$952.50M¹



¹Data reported for 33 COMs, 5 branch campuses, and 10 remote teaching sites. Includes 32 private and 6 public COMs.

²Other = All Other, Research, Service, Scholarships and Fellowships, House Staff, Operation and Maintenance of Plant, Other Functions and Fund Transfers.

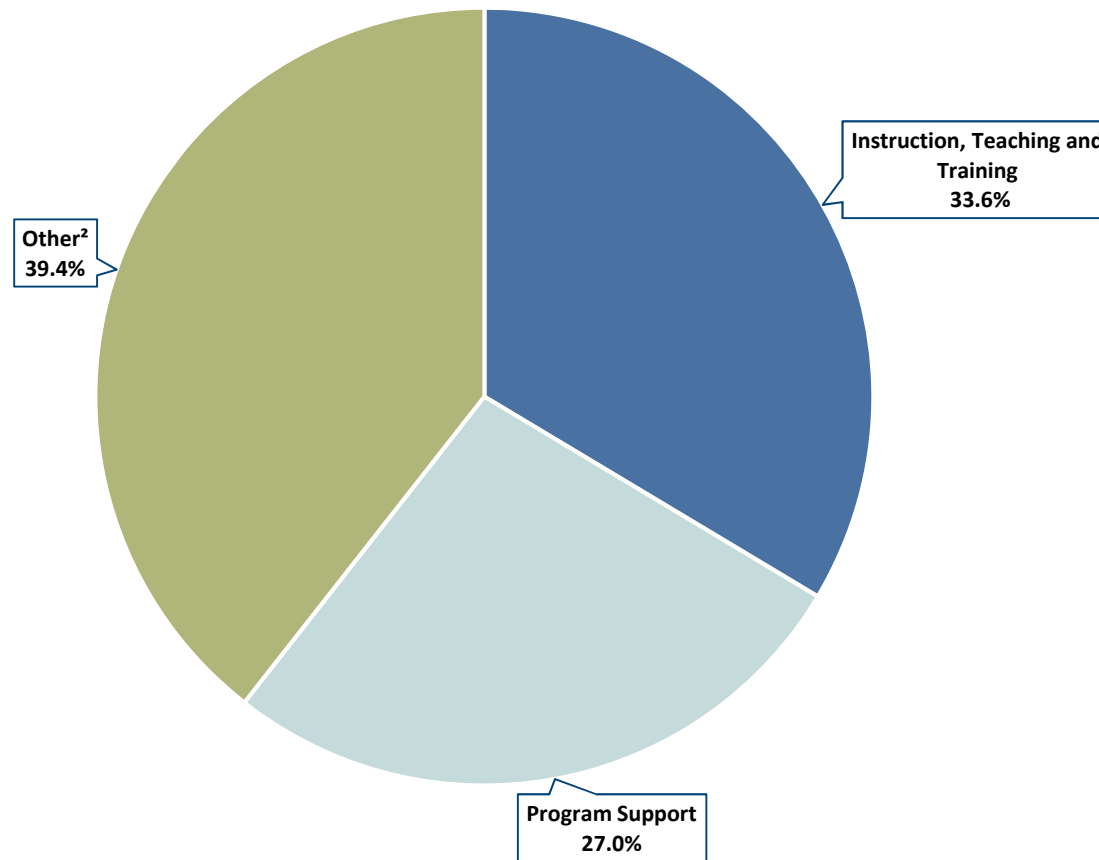
Source: AACOM, Annual Osteopathic Medical School Questionnaire, 2017-18 academic year



AMERICAN ASSOCIATION OF
COLLEGES OF OSTEOPATHIC MEDICINE

FY2016 Comparison of Private and Public Osteopathic Medical College Expenditures

Total Public Osteopathic Medical College Expenditures \$754.62M¹



¹Data reported for 33 COMs, 5 branch campuses, and 10 remote teaching sites. Includes 32 private and 6 public COMs.

²Other = All Other, Research, Service, Scholarships and Fellowships, House Staff, Operation and Maintenance of Plant, Other Functions and Fund Transfers.

Source: AACOM, Annual Osteopathic Medical School Questionnaire, 2017-18 academic year