

## Fiscal Year 2019 Revenues and Expenditures by Osteopathic Medical College (in \$millions)<sup>1</sup>

Source: AACOM, Annual Osteopathic Medical School Questionnaire, 2020-21 academic year, FY19 (July 1, 2018-June 30, 2019)

COM	Current Fund Revenues						Expenditures				Excess of Revenues Over Expenditures and Transfers
	Tuition and Fees <sup>2</sup>	Government Appropriations <sup>3</sup>	Grants and Contracts <sup>4</sup>	Medical Practice Plans	Other <sup>5</sup>	Total Revenues	Instruction, Teaching and Training	Program Support	Other <sup>6</sup>	Total Expenditures and Transfers	
<b>All Private COMs</b>	<b>\$1,335.53</b>	<b>\$8.86</b>	<b>\$23.78</b>	<b>\$28.24</b>	<b>\$209.39</b>	<b>\$1,605.80</b>	<b>\$457.52</b>	<b>\$474.70</b>	<b>\$330.44</b>	<b>\$1,262.66</b>	<b>\$343.15</b>
ACOM	32.74	0.00	0.00	0.00	1.24	33.99	13.23	0.00	12.12	25.35	8.63
ARCOM	14.28	0.00	0.15	0.00	12.25	26.68	7.91	12.40	1.55	21.86	4.82
ATSU-KCOM	38.75	0.00	2.08	0.00	8.29	49.12	9.85	18.54	8.43	36.82	12.30
ATSU-SOMA	24.76	0.00	0.74	0.00	3.18	28.68	14.02	10.28	1.76	26.06	2.62
AZCOM	69.70	0.00	0.47	3.19	8.95	82.30	19.52	19.84	16.85	56.22	26.09
BCOM	24.35	0.00	0.00	0.00	1.31	25.66	4.81	4.17	26.83	35.81	-10.15
CCOM	56.93	0.00	0.54	0.52	13.04	71.03	14.37	12.10	19.75	46.22	24.81
CHSU-COM <sup>7</sup>	11.17	0.00	0.00	0.00	1.98	13.15	5.83	3.59	8.89	18.31	-5.16
CUSOM	32.59	0.00	0.27	0.52	35.55	68.94	12.98	5.82	4.99	23.79	45.15
DMU-COM	43.99	0.00	0.93	2.51	4.66	52.08	10.60	18.14	14.82	43.56	8.52
ICOM <sup>7</sup>	8.71	0.00	0.05	0.00	1.20	9.96	10.11	5.72	8.86	24.69	-14.73
KCU-COM	71.76	0.10	0.01	0.00	20.57	92.43	16.06	41.96	11.99	70.01	22.42
LECOM	53.89	5.56	0.95	0.00	12.58	72.98	15.54	23.20	10.79	49.53	23.45
LECOM Bradenton	30.40	0.00	0.00	0.00	8.61	39.01	5.27	7.60	2.75	15.63	23.38
LMU-DCOM	49.32	0.00	0.00	0.00	0.03	49.34	13.55	2.06	3.55	19.16	30.18
LUCOM	28.64	0.00	1.32	0.00	1.17	31.14	13.79	10.43	0.43	24.66	6.48
MU-COM	33.53	1.18	0.05	0.00	0.19	34.95	8.32	5.51	1.51	15.33	19.62
NSU-KPCOM	61.16	0.00	8.21	5.34	11.60	86.31	22.58	23.09	40.64	86.31	0.00
NYITCOM	97.24	0.26	1.04	3.54	1.67	103.74	22.92	51.79	22.97	97.68	6.06
PCOM	72.09	0.00	0.00	4.91	30.24	107.24	40.89	38.11	24.92	103.91	3.32
PCOM Georgia	47.81	0.00	0.00	0.08	0.72	48.61	19.55	10.01	6.17	35.73	12.88
PCOM South Georgia	0.12	0.00	0.00	0.00	1.61	1.73	0.52	1.89	0.08	2.48	-0.75
PNWU-COM	31.26	0.00	0.55	0.00	5.27	37.09	11.84	11.51	5.01	28.36	8.72
RVUCOM <sup>8</sup>	0.00	0.00	0.00	0.00	0.00	0.00	0.00	0.00	0.00	0.00	0.00
TouroCOM-NY	64.07	0.00	0.00	0.00	0.22	64.28	16.74	17.01	9.85	43.60	20.69
TUCOM-CA	32.11	0.00	0.95	0.50	0.30	33.86	8.96	17.75	9.03	35.73	-1.87
TUNCOM	34.70	0.00	0.45	1.80	3.93	40.88	8.11	25.44	8.47	42.01	-1.14
UIWSOM	19.19	1.77	0.00	0.00	5.03	25.98	11.87	3.53	7.11	22.52	3.47
UNE COM	39.92	0.00	1.11	1.75	0.56	43.33	20.97	6.44	6.10	33.52	9.81
UP-KYCOM	24.63	0.00	0.68	0.00	0.41	25.71	5.65	2.58	0.88	9.12	16.60
VCOM-Auburn	28.49	0.00	0.21	0.00	0.00	28.71	12.79	7.67	3.80	24.26	4.45
VCOM-Carolinas	28.90	0.00	0.42	0.00	0.15	29.46	12.53	7.12	4.24	23.89	5.58
VCOM-Louisiana <sup>7</sup>	0.00	0.00	0.00	0.00	0.00	0.00	0.00	0.95	0.42	1.38	-1.38
VCOM-Virginia	33.50	0.00	0.77	0.00	11.24	45.51	15.57	12.50	9.64	37.71	7.79
WCUCOM	17.54	0.00	0.00	0.00	0.00	17.54	6.32	1.79	2.31	10.42	7.13
Western U/COMP	77.30	0.00	1.83	3.59	1.65	84.38	23.95	34.15	12.91	71.02	13.36
<b>All Public COMs</b>	<b>\$191.04</b>	<b>\$213.67</b>	<b>\$108.75</b>	<b>\$100.03</b>	<b>\$460.34</b>	<b>\$1,073.84</b>	<b>\$190.61</b>	<b>\$283.46</b>	<b>\$438.30</b>	<b>\$912.38</b>	<b>\$161.46</b>
MSUCOM	22.73	0.00	14.62	28.30	73.84	139.48	9.57	55.89	50.57	116.04	23.44
OSU-COM	18.84	17.13	30.64	19.32	197.04	282.97	50.32	21.79	124.59	196.70	86.27
OU-HCOM	46.21	19.41	12.24	0.00	12.37	90.23	22.21	28.60	28.82	79.62	10.61
RowanSOM	35.09	49.12	14.15	28.57	28.13	155.06	21.95	62.19	70.22	154.36	0.70
SHSU-COM	0.00	0.00	4.96	0.00	74.46	79.42	0.26	3.45	41.83	45.53	33.89
UNTHSC/TCOM	30.60	120.63	30.37	14.86	69.10	265.57	68.86	93.41	101.96	264.23	1.34
WVSOM	37.57	7.39	1.77	8.98	5.40	61.11	17.45	18.13	20.31	55.89	5.22
<b>Total</b>	<b>\$1,526.57</b>	<b>\$222.53</b>	<b>\$132.53</b>	<b>\$128.27</b>	<b>\$669.73</b>	<b>\$2,679.64</b>	<b>\$648.14</b>	<b>\$758.16</b>	<b>\$768.74</b>	<b>\$2,175.03</b>	<b>\$504.60</b>

Note: Figures may not sum due to rounding. Includes recorded, not recorded, unrestricted and restricted values.

<sup>1</sup>Total Revenues and Expenditures include recorded and not recorded values

<sup>2</sup>Includes tuition and fees from D.O. program and other programs

<sup>3</sup>Includes Federal, State and Local government appropriations

<sup>4</sup>Includes Federal, State, Local and Private grants and contracts

<sup>5</sup>Other= Parent University Appropriations+ Indirect Cost Recoveries + Gifts + Endowment Income + GME Revenues from Intern/Resident Programs Controlled by COM + Other Revenues

<sup>6</sup>Other= Research + Service + Scholarships and Fellowships + House Staff + Operation and Maintenance of Plant + Other Functions + Fund Transfers

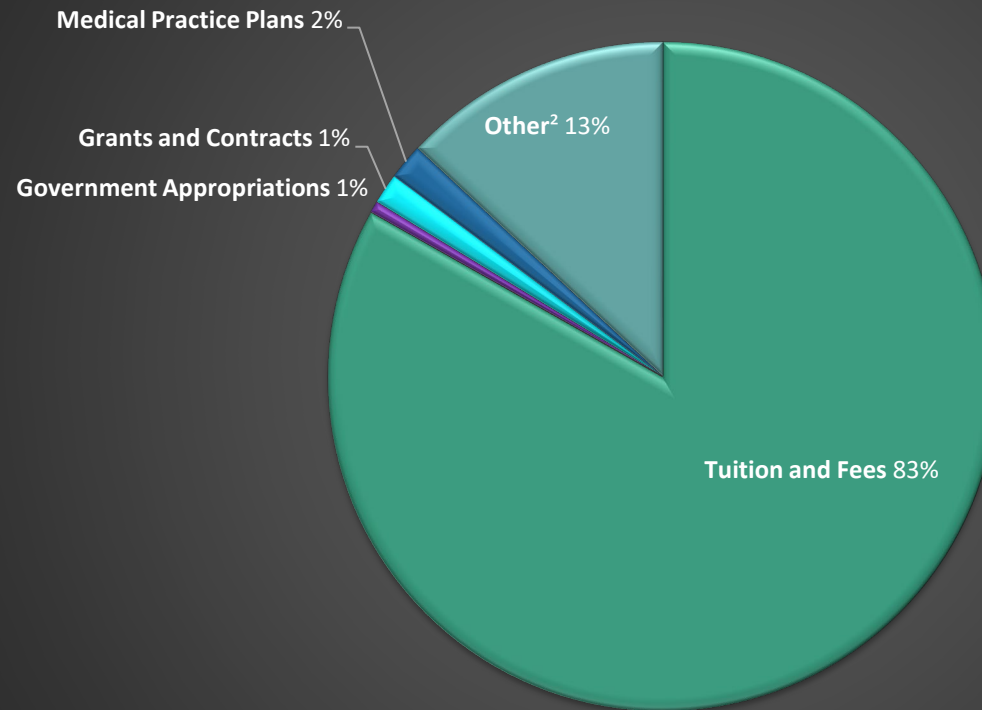
<sup>7</sup>CHSU-COM, ICOM, and VCOM-Louisiana are new colleges of osteopathic medicine with less than 4 classes enrolled, accounting for low revenues and expenditures.

<sup>8</sup>Data for RVUCOM are unavailable at this time.

# FY2019 Comparison of Private and Public Osteopathic Medical College Revenues

Source: AACOM, Annual Osteopathic Medical School Questionnaire, 2020-21 academic year, FY19 (July 1, 2018-June 30, 2019)

## Total Private Osteopathic Medical College Revenues \$1,605.80M<sup>1</sup>



<sup>1</sup>Data reported for 43 COMs, including 6 branch campuses, and 15 additional teaching sites

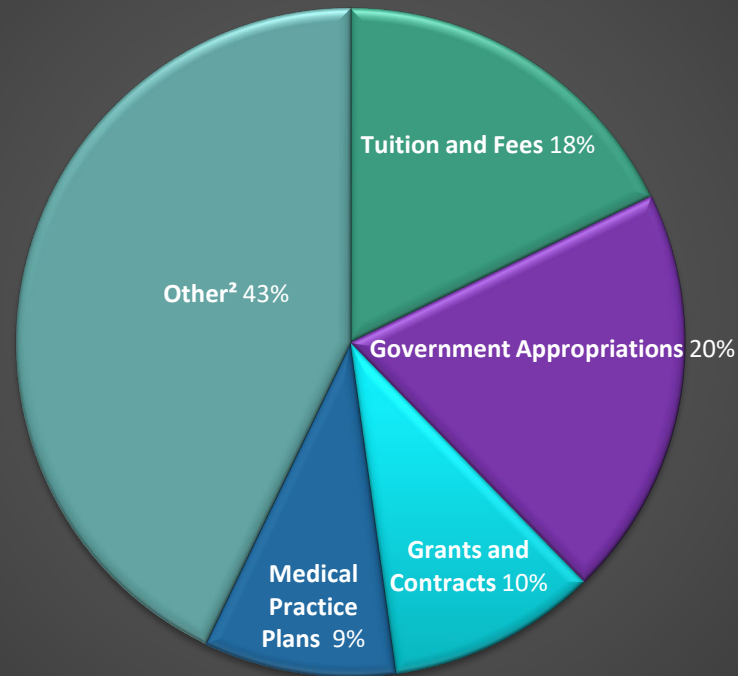
<sup>2</sup>Other = Parent University Appropriations, Indirect Cost Recoveries, Gifts, Endowment Income, GME Revenues and Other Revenues

Includes recorded and not recorded revenues for 36 private and 7 public COMs

# FY2019 Comparison of Private and Public Osteopathic Medical College Revenues

Source: AACOM, Annual Osteopathic Medical School Questionnaire, 2020-21 academic year, FY19 (July 1, 2018-June 30, 2019)

## Total Public Osteopathic Medical College Revenues \$1,073.84M<sup>1</sup>



<sup>1</sup>Data reported for 43 COMs, including 6 branch campuses, and 15 additional teaching sites

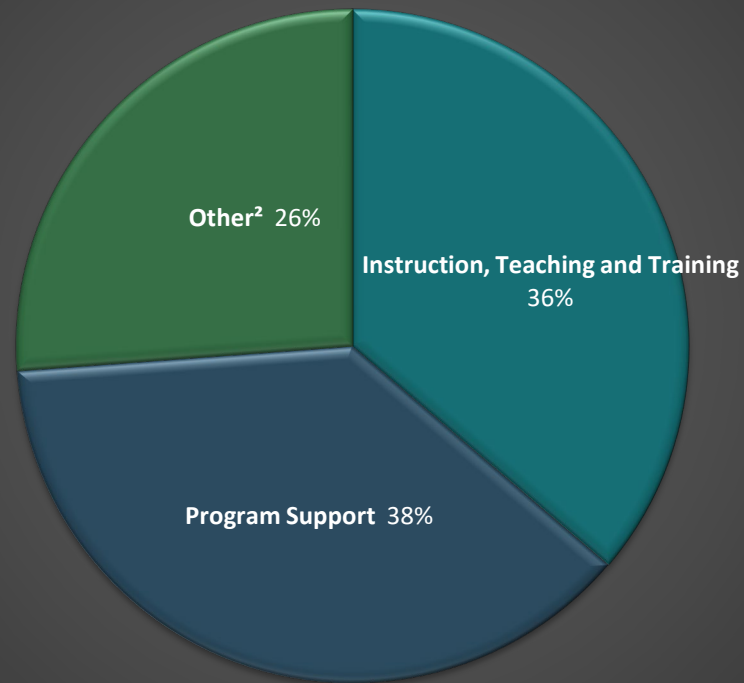
<sup>2</sup>Other = Parent University Appropriations, Indirect Cost Recoveries, Gifts, Endowment Income, GME Revenues and Other Revenues

Includes recorded and not recorded revenues for 36 private and 7 public COMs

# FY2019 Comparison of Private and Public Osteopathic Medical College Expenditures

Source: AACOM, Annual Osteopathic Medical School Questionnaire, 2020-21 academic year, FY19 (July 1, 2018-June 30, 2019)

## Total Private Osteopathic Medical College Expenditures \$1,262.66M<sup>1</sup>



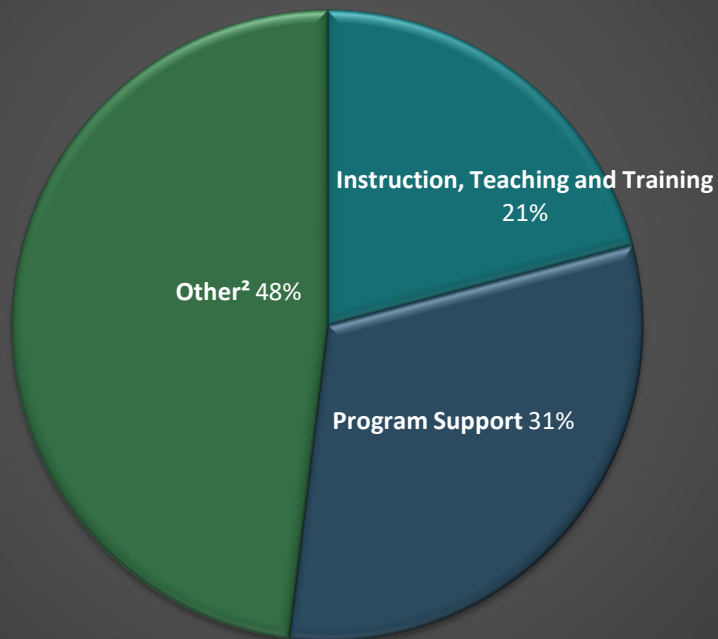
<sup>1</sup>Data reported for 43 COMs, including 6 branch campuses, and 15 additional teaching sites

<sup>2</sup>Other = All Other, Research, Service, Scholarships and Fellowships, House Staff, Operation and Maintenance of Plant, Other Functions and Fund Transfers  
Includes recorded, not recorded, restricted and unrestricted expenditures for 36 private and 7 public COMs

# FY2019 Comparison of Private and Public Osteopathic Medical College Expenditures

Source: AACOM, Annual Osteopathic Medical School Questionnaire, 2020-21 academic year, FY19 (July 1, 2018-June 30, 2019)

## Total Public Osteopathic Medical College Expenditures \$912.38M<sup>1</sup>



<sup>1</sup>Data reported for 43 COMs, including 6 branch campuses, and 15 additional teaching sites

<sup>2</sup>Other = All Other, Research, Service, Scholarships and Fellowships, House Staff, Operation and Maintenance of Plant, Other Functions and Fund Transfers  
Includes recorded, not recorded, restricted and unrestricted expenditures for 36 private and 7 public COMs