

# Report on Osteopathic Medicine Placements in 2018 Matches

Graduates of the nation's osteopathic medical schools historically have had multiple opportunities for placement in graduate medical education (residencies). Doctor of Osteopathic Medicine (DO) graduates may participate in the American Osteopathic Association/National Matching Service (AOA/NMS) match for AOA accredited GME, the National Residency Matching Program (NRMP) match and Supplemental Offer and Acceptance Program (SOAP) for ACGME accredited GME, the military match (for those graduates with military service commitments), and other placements (for example the San Francisco match). Because of these multiple opportunities, the outcomes of GME placement for DO graduates are not known until several weeks after the formal matches. However, with the development of the single graduate medical education accreditation system and with AOA-accredited programs achieving ACGME-accreditation and choosing to participate in the NRMP match, opportunities in the AOA/NMS match are rapidly declining. The last AOA/NMS match is expected to occur in 2019. Osteopathic medical graduates will participate in the NRMP match beginning in 2020 (with the exception of those with military service commitments or participating in the San Francisco match). This year alone, the NRMP reports a significant increase in the number of positions in the match due to the transition to the single accreditation system. This report is based on data provided by the colleges available as of April 12, 2018 and may differ from data from other sources such as AOA or NRMP.

Through the GME match/placement process in 2018, AACOM collected data from the COMs to determine the placement of DO graduates in GME. All COMs participated in the data collection. Each college, branch campus, and additional location is reported independently (except Michigan State University COM where all locations are combined).

Data reported by the COMs show that 98.75 percent of spring 2018 graduates seeking GME successfully placed into graduate medical education as of April 12, 2018. (There may be additional placements however the number of remaining GME positions is limited.) This represents 6,224 new physicians beginning their graduate medical education in July 2018. This compares to the 2017 match/placement process when 5,898 new physicians entered GME (99.34 percent of graduates seeking GME) and 2016 when 5,356 graduates were successfully matched/placed -- 99.61 percent of graduates seeking GME. The two-year increase of over 900 graduates is accounted for by three COMs graduating their first classes in 2017, two COMs graduating their first classes in 2018 and growth at existing COMs.

Key indicators of 2018 DO GME placement (and comparison data for the 2017 match):<sup>1</sup>

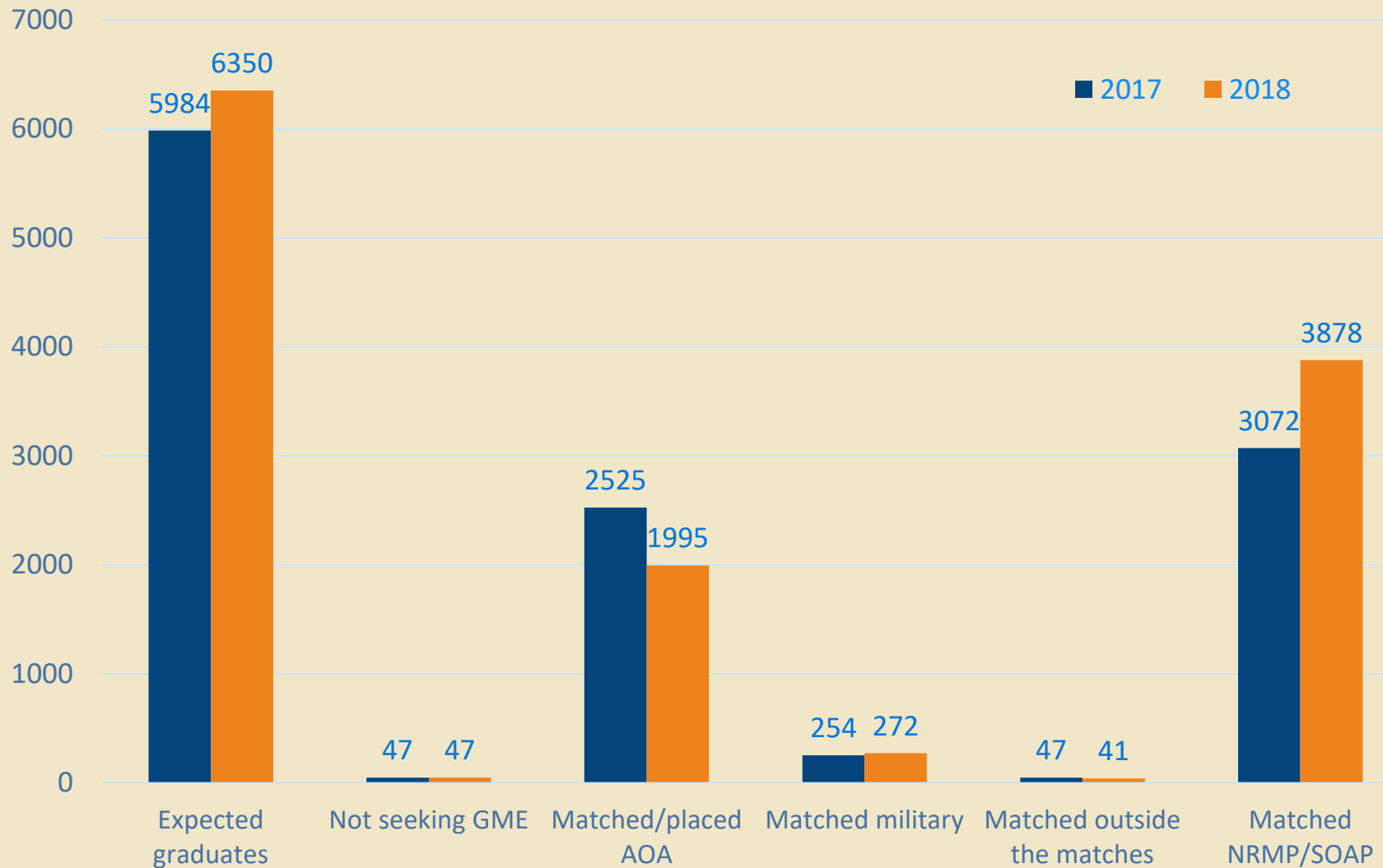
Indicator	2018	2017
Anticipated number of graduates	6350	5984
Number of graduates seeking GME (match percentages based on those seeking GME)	6303	5937
Number of participants in the AOA match	2287	2692
Percent of those seeking GME participating in AOA match	36.28%	45.34%
Number of graduates matched in AOA match or post-match	1995	2525
Percent matched/placed in AOA GME	31.64%	42.53%
Number matched in military match	272	254
Percent matched in military match	4.31%	4.28%
Number matched to other GME	41	47
Percent matched to other GME	0.65%	0.79%
Number participating in the NRMP match <sup>2</sup>	4320	3323
Percent of those seeking GME participating in the NRMP match	68.54%	55.97%
Number matched in NRMP and SOAP	3878	3072
Percent NRMP participants matched in NRMP and SOAP	89.77%	92.44%
Percent of all DO grads seeking GME matched in NRMP and SOAP	61.51%	51.74%
Number matching/placing to any GME positions	6224	5898
Percent of all DO grads seeking GME placing to position	98.75%	99.34%
Number not matching or placing in GME a/o 4/12/2018	112	39
Percent not matching or placing in GME	1.76%	0.66%

For questions or additional information, contact Tom Levitan, [tlevitan@aacom.org](mailto:tlevitan@aacom.org).

<sup>1</sup> Several COMs report data that is off by 1 to 4 graduates so the totals across all data do not add accurately. The total number of graduates across all the colleges may vary by less than 5 which has a minimal impact of the overall percentage – roughly 0.20%.

<sup>2</sup> For this report, the number of participants and matches in the NRMP match includes only current year graduates. The NRMP 2018 Advance Data Tables report includes both current and prior years DO graduates and will differ from what is reported by the COMs.

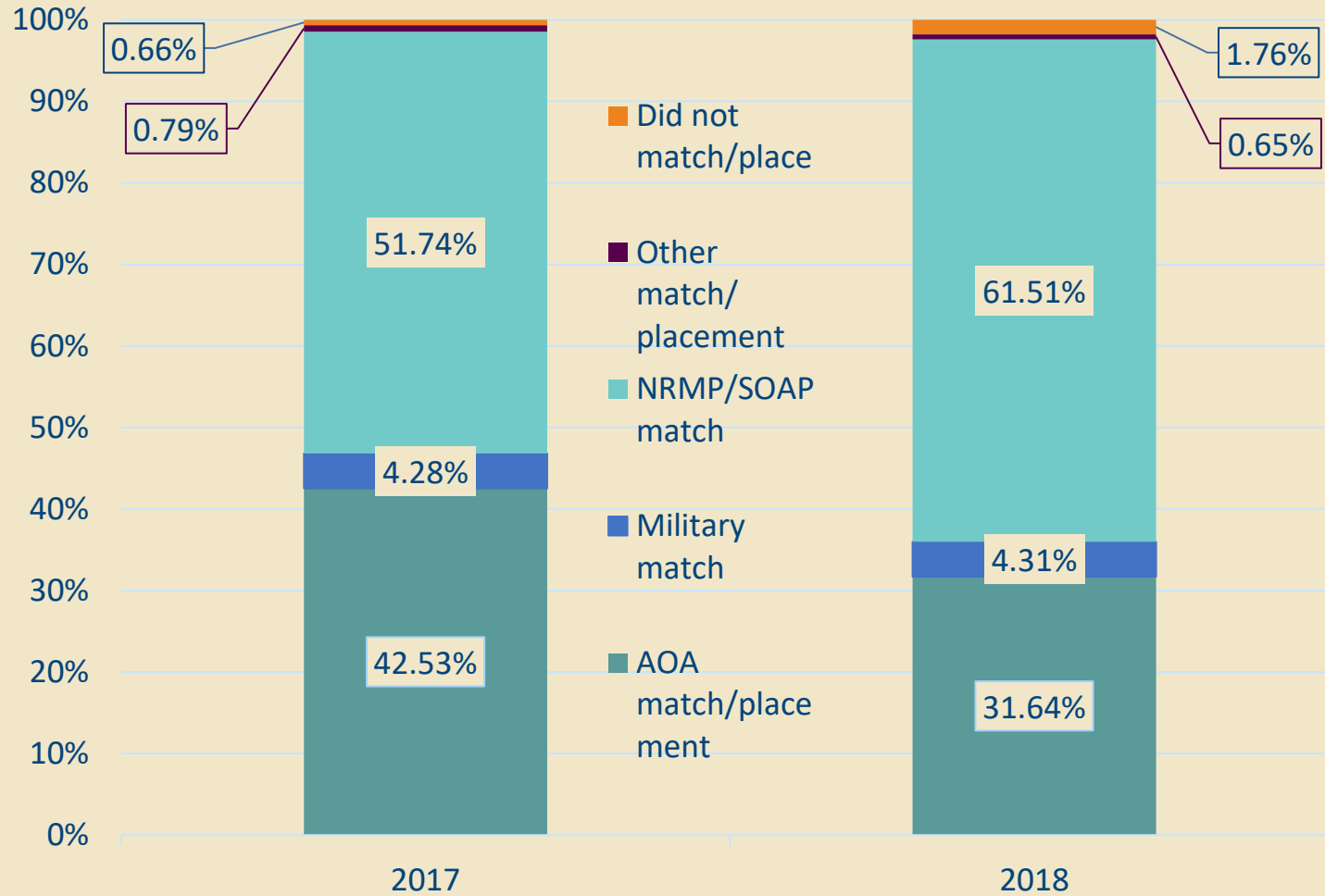
### Overall GME Match/Placement Outcomes 2017 -- 2018 as of April 12, 2018



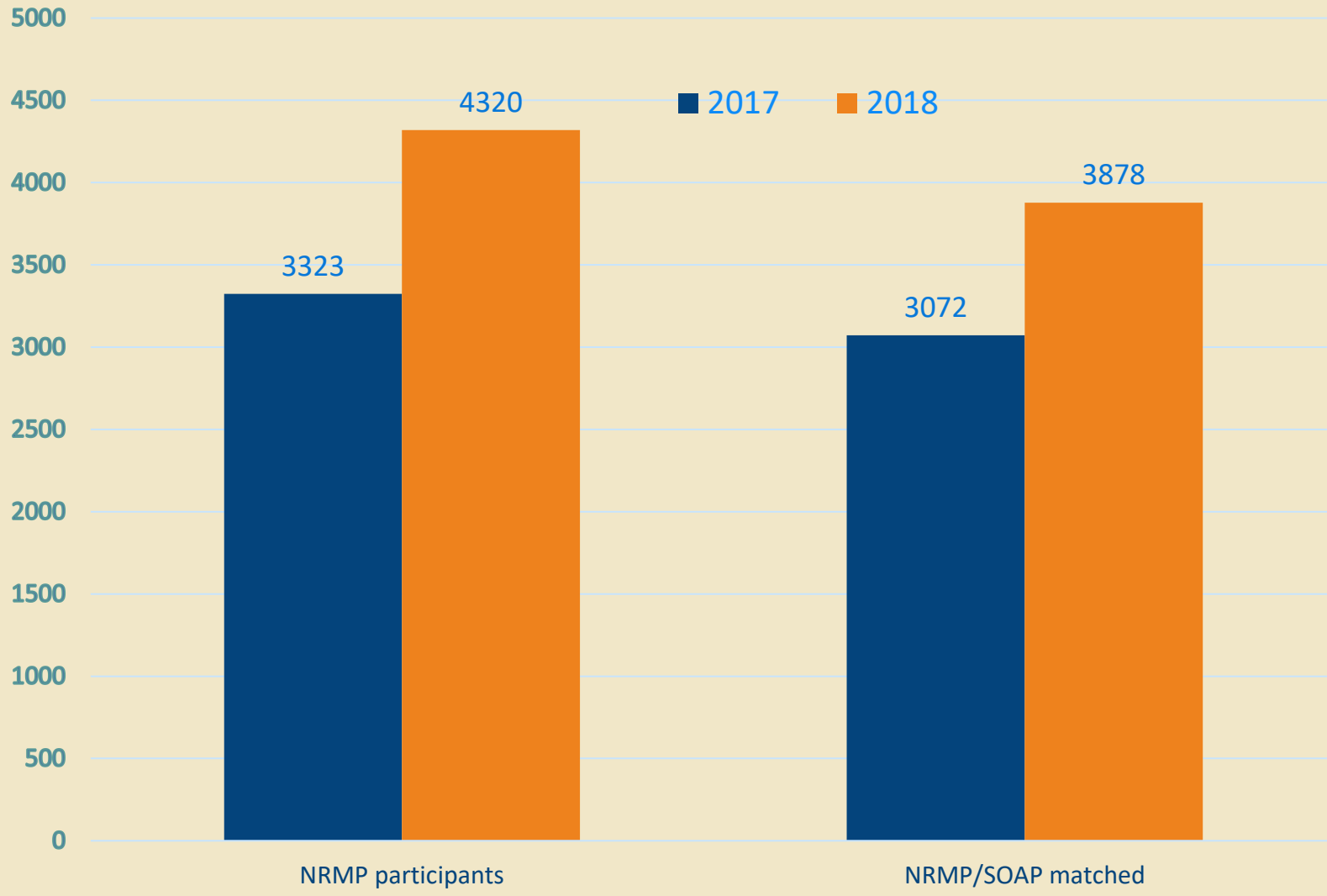
## Combined DO Match Outcomes 2017 -- 2018, as of 4/12/2018

2017 -- Includes all 5,937 expected graduates who sought GME

2018 -- Includes all 6,303 expected graduates who sought GME



### NRMP DO Match Outcomes 2018



**Overall Matches/Placements – All GME – ranked high to low by percentage of GME seekers placed in any GME**

College of Osteopathic Medicine	overall % matched/placed
5	100.00%
9	100.00%
10	100.00%
16	100.00%
22	100.00%
23	100.00%
24	100.00%
31	100.00%
18	99.52%
35	99.32%
11	99.19%
33	99.16%
36	99.11%
6	99.02%
12	99.02%
34	98.90%
37	98.88%
13	98.81%
2	98.58%

College of Osteopathic Medicine	overall % matched/placed
3	98.50%
28	98.41%
20	98.41%
4	98.21%
19	97.90%
8	97.69%
29	97.65%
17	97.35%
32	97.35%
15	97.10%
27	97.04%
30	96.31%
14	95.83%
26	95.40%
25	95.00%
1	94.09%
21	93.60%
7	91.91%
All COMs	98.75%