

2020-21 Osteopathic Medical College Science Faculty by Academic Degree

Source: AACOM, Annual Osteopathic Medical School Questionnaire, 2020-21 academic year

COM	No Degree	Baccalaureate	Master	DO	MD	PhD	Other doctorate	DO/BA	MD/BA	DO/BS	MD/BS	DO/MA	MD/MA	DO/MBA	MD/MBA	DO/MHA	MD/MHA	DO/MHSA	MD/MHSA	DO/MMEL	MD/MMEL	DO/MPH	MD/MPH	DO/MS	MD/MS	DO/MSBI	MD/MSBI	DO/MSBS	MD/MSBS	DO/MSDEM	MD/MSDEM	DO/MSHS	MD/MSHS	DO/MSMED	MD/MSMED	DO/MSMS	MD/MSMS	DO/DHEd	MD/DHEd	DO/DMD	MD/DMD	DO/JD	MD/JD	DO/PhD	MD/PhD	Other	Total Faculty														
ACOM			5	206	1,142	16	3															2																				2		1,376																	
Basic Science Faculty			5			16	2															2																						2		27															
Clinical Science Faculty				206	1,142		1																																							1,349															
ARCOM			2	3	4	19		1	1	9	6	1										2		1																						50															
Basic Science Faculty			2			19																																									21														
Clinical Science Faculty				3	4			1	1	9	6	1										2		1																							29														
ATSU-KCOM			1	26	1	28	1																																						2		59														
Basic Science Faculty						28	1																																							1		30													
Clinical Science Faculty			1	26	1																																									1		29													
ATSU-SOMA		3	1	213	594	18	3							1								2	3	1	1							1															4		847												
Basic Science Faculty		3	1			18	3																																								25														
Clinical Science Faculty				213	594									1								2	3	1	1							1															4		822												
AZCOM				390	757	38	1																																										1,186												
Basic Science Faculty				2	2	37	1																																								42														
Clinical Science Faculty				388	755	1																																											1,144												
BCOM			1	135	579	21																																										2		738											
Basic Science Faculty			1			18																																										2		21											
Clinical Science Faculty				135	579	3																																											717												
CCOM			3	134	20	37																1		1																							3	3	202												
Basic Science Faculty			2	1	1	36																	1																									3		44											
Clinical Science Faculty			1	133	19	1																1																											3	158											
CHSU-COM			1	24	71	9	1		1			1		1	1																																	1	1	112											
Basic Science Faculty				1	3	7			1																																								1	1	14										
Clinical Science Faculty			1	23	68	2	1					1		1	1																																		98												
CUSOM			8	29	24	13	1															1																										5		81											
Basic Science Faculty			4			13																1																										4		22											
Clinical Science Faculty			4	29	24		1																																									1		59											
DMU-COM		1	2	379	757	27	1																																									3		1,170											
Basic Science Faculty				1	1	27																																											2		31										
Clinical Science Faculty		1	2	378	756		1																																										1		1,139										
ICOM		1	1	8	9	14																																													33										
Basic Science Faculty		1	1			14																																													16										
Clinical Science Faculty				8	9																																														17										
KCU-COM				32	10	24						1												1																										1	3	3		75							
Basic Science Faculty				2	1	24																																												3	3		33								
Clinical Science Faculty				30	9							1												1																										1			42								
LECOM		10	939	1,424	52	7		12					1	2	15	2		12	2			8	22	47	10								36																	2		3	3	27	54		2,690				
Basic Science Faculty		2	3	6	35	3																																															3	1		53					
Clinical Science Faculty		8	936	1,418	17	4		12					1	2	15	2		12	2			8	22	47	10									36																				2		3	3	24	53		2,637

2020-21 Osteopathic Medical College Science Faculty by Academic Degree

Source: AACOM, Annual Osteopathic Medical School Questionnaire, 2020-21 academic year

COM	No Degree	Baccalaureate	Master	DO	MD	PhD	Other doctorate	DO/BA	MD/BA	DO/BS	MD/BS	DO/MA	MD/MA	DO/MBA	MD/MBA	DO/MHA	MD/MHA	DO/MHSA	MD/MHSA	DO/MMEL	MD/MMEL	DO/MPH	MD/MPH	DO/MS	MD/MS	DO/MSBI	MD/MSBI	DO/MSBS	MD/MSBS	DO/MSDEM	MD/MSDEM	DO/MSHS	MD/MSHS	DO/MSMED	MD/MSMED	DO/MSMS	MD/MSMS	DO/DHed	MD/DHed	DO/DMD	MD/DMD	DO/JD	MD/JD	DO/PhD	MD/PhD	Other	Total Faculty	
LECOM Bradenton		8	919	1,393	28	4		10				1	2	13	2		10	2			6	20	46	9								33						2		3	3	22	36	2,572				
Basic Science Faculty				1	12																	1		1																				1	16			
Clinical Science Faculty		8	919	1,392	16	4		10				1	2	13	2		10	2			6	19	46	8								33						2		3	3	22	35	2,556				
LMU-DCOM			264	693	23	2																																						3	985			
Basic Science Faculty				2	23	2																																							2	29		
Clinical Science Faculty			264	691																																								1	956			
LUCOM		2	12	17	20	1																																							52			
Basic Science Faculty		2		1	20																																									23		
Clinical Science Faculty			12	16		1																																							29			
MSUCOM	76	203	2,682	1,352	101	116	4	1	18	6	4	1	5								11	4	17	7																1	2	9	11	2	4,633			
Basic Science Faculty		2	1	14	62	4																																							86			
Clinical Science Faculty	76	201	2,681	1,338	39	112	4	1	18	6	4	1	5								11	4	17	7																			1	2	8	9	2	4,547
MU-COM		2	149	662	14	8																																									835	
Basic Science Faculty		1	1	1	13	1																																								16		
Clinical Science Faculty		1	149	661	1	7																																									819	
NSU-KPCOM		1	225	407	23	57							1	1								7	5																				1	9		737		
Basic Science Faculty		1	4	4	18	2								1	1							7	5																					4	33			
Clinical Science Faculty			221	403	5	55								1	1							7	5																				1	5		704		
NYITCOM			378	771	47	5							2	1							2	3		2																			2	5	8	1,226		
Basic Science Faculty					36	1																																								3	40	
Clinical Science Faculty			378	771	11	4							2	1							2	3		2																			2	2	8	1,186		
OSU-COM		1	370	300	56	11																																									738	
Basic Science Faculty		1	5	1	41																																									48		
Clinical Science Faculty			365	299	15	11																																									690	
OU-HCOM	3	14	1,038	1,461	89	7							1	1			1				3	4	1	3										1									6	2	27	2,662		
Basic Science Faculty				3	63																																									2	68	
Clinical Science Faculty	3	14	1,038	1,458	26	7							1	1			1				3	4	1	3																			6		27	2,594		
PCOM	1	1	926	1,013	24								1								3		2																						3	14	1,988	
Basic Science Faculty	1	1			24																																									3	29	
Clinical Science Faculty			926	1,013									1								3		2																							14	1,959	
PCOM Georgia			162	361	15																6																								2	6	552	
Basic Science Faculty			1	2	13																																									1	2	
Clinical Science Faculty			161	359	2																6																							1	4	533		
PCOM South Georgia		1	5	7	11																		1																					1		1	27	
Basic Science Faculty		1		1	11																																									1	14	
Clinical Science Faculty			5	6																			1																							1	13	
PNWU-COM			384	840	25	37						1									2																							1	5	3	1,298	
Basic Science Faculty					13	5																																										18
Clinical Science Faculty			384	840	12	32						1									2																								1	5	3	1,280

2020-21 Osteopathic Medical College Science Faculty by Academic Degree

Source: AACOM, Annual Osteopathic Medical School Questionnaire, 2020-21 academic year

COM	No Degree	Baccalaureate	Master	DO	MD	PhD	Other doctorate	DO/BA	MD/BA	DO/BS	MD/BS	DO/MA	MD/MA	DO/MBA	MD/MBA	DO/MHA	MD/MHA	DO/MHSA	MD/MHSA	DO/MMEL	MD/MMEL	DO/MPH	MD/MPH	DO/MS	MD/MS	DO/MSBI	MD/MSBI	DO/MSBS	MD/MSBS	DO/MSDEM	MD/MSDEM	DO/MSHS	MD/MSHS	DO/MSMED	MD/MSMED	DO/MSMS	MD/MSMS	DO/DHed	MD/DHed	DO/DMD	MD/DMD	DO/ID	MD/ID	DO/PhD	MD/PhD	Other	Total Faculty
RowanSOM	2	1	28	539	403	101	33					1		2	1							1		1	1															1		2	5		1,122		
Basic Science Faculty			1			70	1																	1																						73	
Clinical Science Faculty	2	1	27	539	403	31	32					1		2	1							1		1															1		2	5		1,049			
RVUCOM			1	5	3	28	1	7	5	21	17		1										1	1																		2	1	1	95		
Basic Science Faculty					1	28	1																																						30		
Clinical Science Faculty		1	5	2				7	5	21	17		1										1	1																		2	1	1	65		
SHSU-COM				8	8	14																1	1	2																				3	37		
Basic Science Faculty					3	13																																						2		19	
Clinical Science Faculty			8	5	1																	1	1		1																		1	18			
TouroCOM-NY		1	2	219	535	22	13								4							2	9	1																			5	10	823		
Basic Science Faculty	1	2	2	17	21	7																																					1	2	53		
Clinical Science Faculty			217	518	1	6									4							2	9	1																			4	8	770		
TUCOM-CA		1		427	714	16	5																1																				6	27	1,197		
Basic Science Faculty	1			4	15																																								20		
Clinical Science Faculty			427	710	1	5																	1																				6	27	1,177		
TUNCOM			3	220	513	27	1																																					1	1	766	
Basic Science Faculty		1	1	4	23	1																																						1		31	
Clinical Science Faculty		2	219	509	4																																							1	735		
UIWSOM			1	151	763	19	6								3			1				2	4	2	1																				1	27	981
Basic Science Faculty		1			19	6																	1																					1	28		
Clinical Science Faculty			151	763											3		1					2	3	2	1																			27	953		
UNE COM			9	192	312	29	4																																					1	7	10	564
Basic Science Faculty		1		1	23	2																																						3	30		
Clinical Science Faculty		8	192	311	6	2																																						1	4	10	534
UNTHSC/TCOM			11	4	4	48	7	6	4	22	9			4	1							3	1	4																				4	1	4	137
Basic Science Faculty				1	34																																									35	
Clinical Science Faculty		11	4	3	14	7	6	4	22	9			4	1								3	1	4																		4	1	4	102		
UP-KYCOM				349	639	10	2							1	1							2	4		3																			6	15	1,032	
Basic Science Faculty					1	10	1																1		1																			2	16		
Clinical Science Faculty			349	638		1							1	1								2	3	2																			4	15	1,016		
VCOM-Auburn		1	1	976	3,886	13	2	1	2	5	7	1	1	4	7							5	18	3	20																		6	35	4,994		
Basic Science Faculty		1	1		11	2																																							15		
Clinical Science Faculty	1		975	3,886	2		1	2	5	7	1	1	4	7								5	18	3	20																	6	35	4,979			
VCOM-Carolinas			2	980	3,888	12	3	1	2	5	7	1	1	4	7							5	18	3	20																		6	36	5,001		
Basic Science Faculty		1	1	1	11	1																																						1	1	17	
Clinical Science Faculty		1	979	3,887	1	2	1	2	5	7	1	1	4	7								5	18	3	20																	5	35	4,984			
VCOM-Louisiana				970	3,882	11	3	1	2	5	7	1	1	4	7							5	18	4	20																		5	35	4,981		
Basic Science Faculty						11	1																																							12	
Clinical Science Faculty				970	3,882		2	1	2	5	7	1	1	4	7							5	18	4	20																		5	35	4,969		

2020-21 Osteopathic Medical College Science Faculty by Academic Degree

Source: AACOM, Annual Osteopathic Medical School Questionnaire, 2020-21 academic year

COM	No Degree	Baccalaureate	Master	DO	MD	PhD	Other doctorate	DO/BA	MD/BA	DO/BS	MD/BS	DO/MA	MD/MA	DO/MBA	MD/MBA	DO/MHA	MD/MHA	DO/MHSA	MD/MHSA	DO/MMEL	MD/MMEL	DO/MPH	MD/MPH	DO/MS	MD/MS	DO/MSBI	MD/MSBI	DO/MSBS	MD/MSBS	DO/MSDEM	MD/MSDEM	DO/MSHS	MD/MSHS	DO/MSMED	MD/MSMED	DO/MSMS	MD/MSMS	DO/DHed	MD/DHed	DO/DMD	MD/DMD	DO/ID	MD/ID	DO/PhD	MD/PhD	Other	Total Faculty
VCOM-Virginia				1,000	3,888	16	3	1	2	5	7	1	1	4	7							5	18	3	20																		5	36		5,022	
Basic Science Faculty				2	1	14	1																																							18	
Clinical Science Faculty				998	3,887	2	2	1	2	5	7	1	1	4	7							5	18	3	20																		5	36		5,004	
WCUCOM				25	12	15	2							1																													3		58		
Basic Science Faculty				3	3	11	1																																					3		21	
Clinical Science Faculty				22	9	4	1							1																															37		
Western U/COMP		17	814	1,532	34	14						6	2	13								14	37	13	19						1								1	3	3	25		2,548			
Basic Science Faculty		1		1	25	1																																					2		30		
Clinical Science Faculty		16	814	1,531	9	13							6	2	13							14	37	13	19						1								1	3	3	23		2,518			
WVSOM		1	27	6	24	1	6	4	15		1											1		1																			1		88		
Basic Science Faculty		1		2	20																																							1		24	
Clinical Science Faculty				27	4	4	1	6	4	15		1										1		1																					64		
Total by Academic Degree	2	89	344	16,937	35,657	1,231	366	28	46	105	66	13	15	42	83	4		22	6			98	193	154	140						1		70	1					6	2	12	62	318	256	56,369		
Basic Science Faculty		7	37	31	84	1,000	51		1												1	5	1	4																			2	53	13	1,290	
Clinical Science Faculty	2	82	307	16,906	35,573	231	315	28	45	105	66	13	15	42	83	4		22	6			97	188	153	136						1		70	1				6	2	12	60	265	243	55,079			

Note: Zeroes omitted for viewing ease.

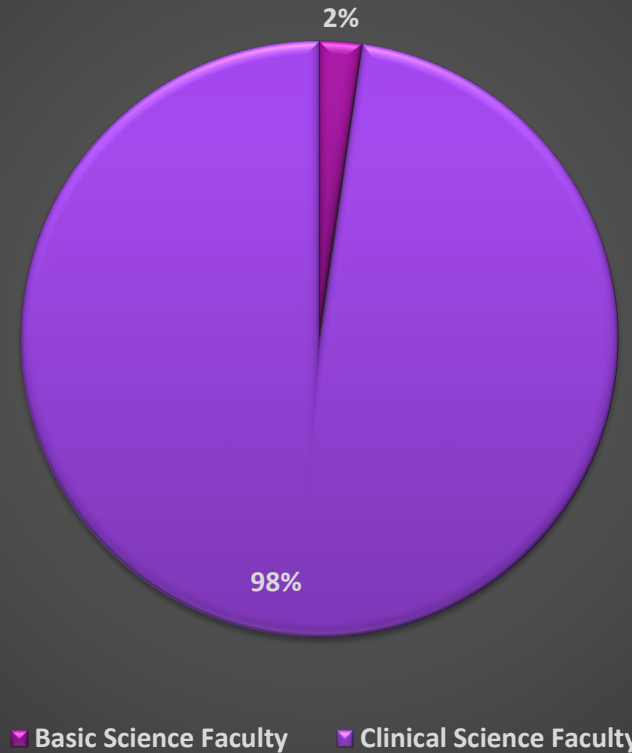
Note: Figures have been rounded.

Note: In 2019, the Annual Survey Faculty by Academic Degrees section was modified to reflect academic degrees COMs report as offered through Allied Health and Dual Degree programs for osteopathic medical students. This change is intended to capture one, how many DO faculty may have completed such programs; and two, how many faculty COMs have to support osteopathic medical students currently attending such programs.

Osteopathic Medical College Science Faculty Comparison

Source: AACOM, Annual Osteopathic Medical School Questionnaire, 2020-21 academic year

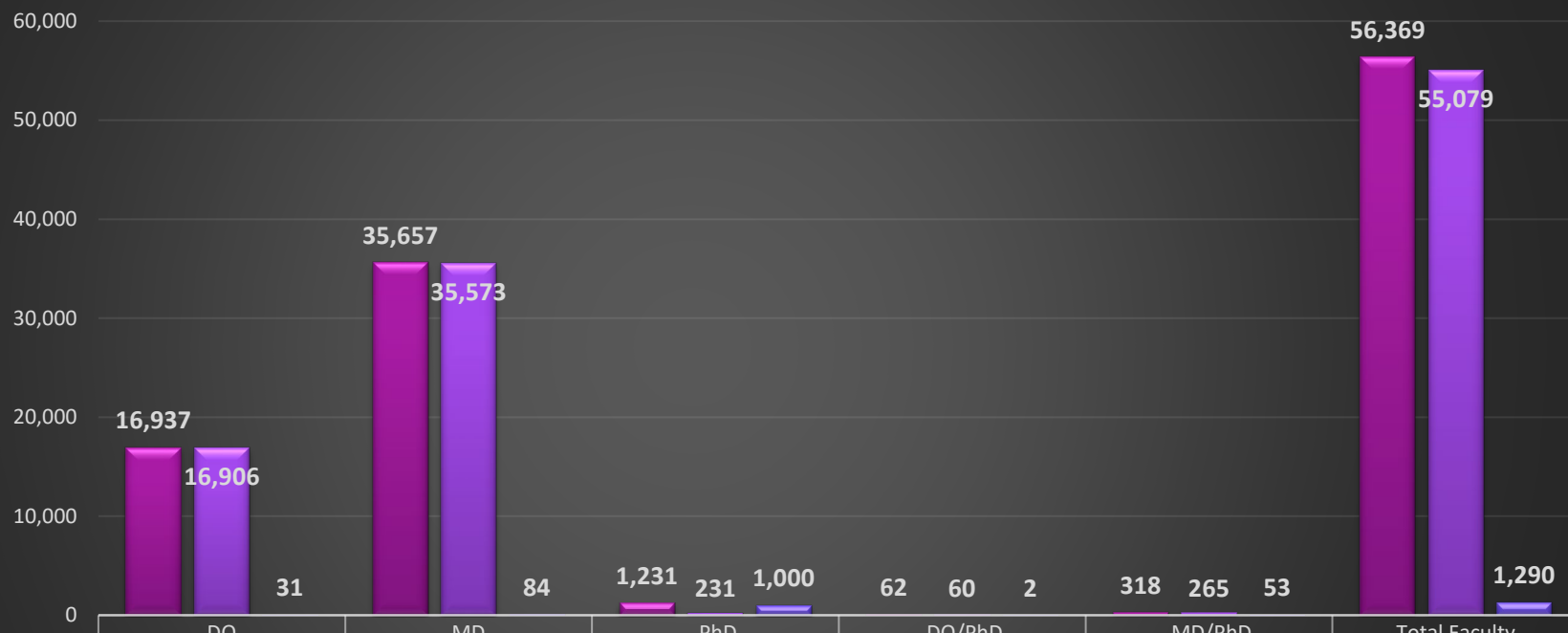
Comparison of COM Faculty by Basic and Clinical Sciences



Osteopathic Medical College Science Faculty Comparison of Academic Degrees

Source: AACOM, Annual Osteopathic Medical School Questionnaire, 2020-21 academic year

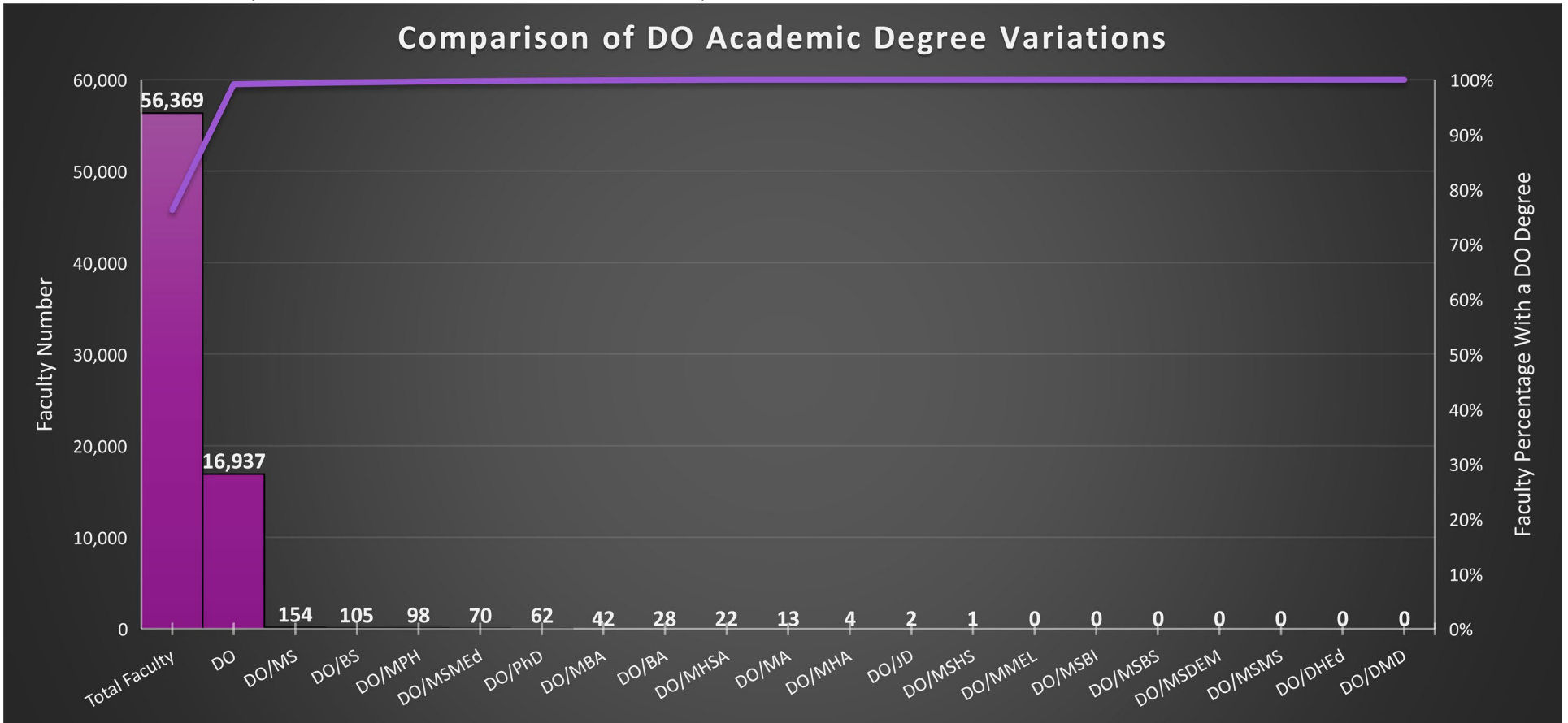
Comparison of DO/MD/PhD Academic Degrees



	DO	MD	PhD	DO/PhD	MD/PhD	Total Faculty
■ Total by Academic Degree	16,937	35,657	1,231	62	318	56,369
■ Clinical Science Faculty	16,906	35,573	231	60	265	55,079
■ Basic Science Faculty	31	84	1,000	2	53	1,290

Osteopathic Medical College Science Faculty Comparison of Academic Degrees

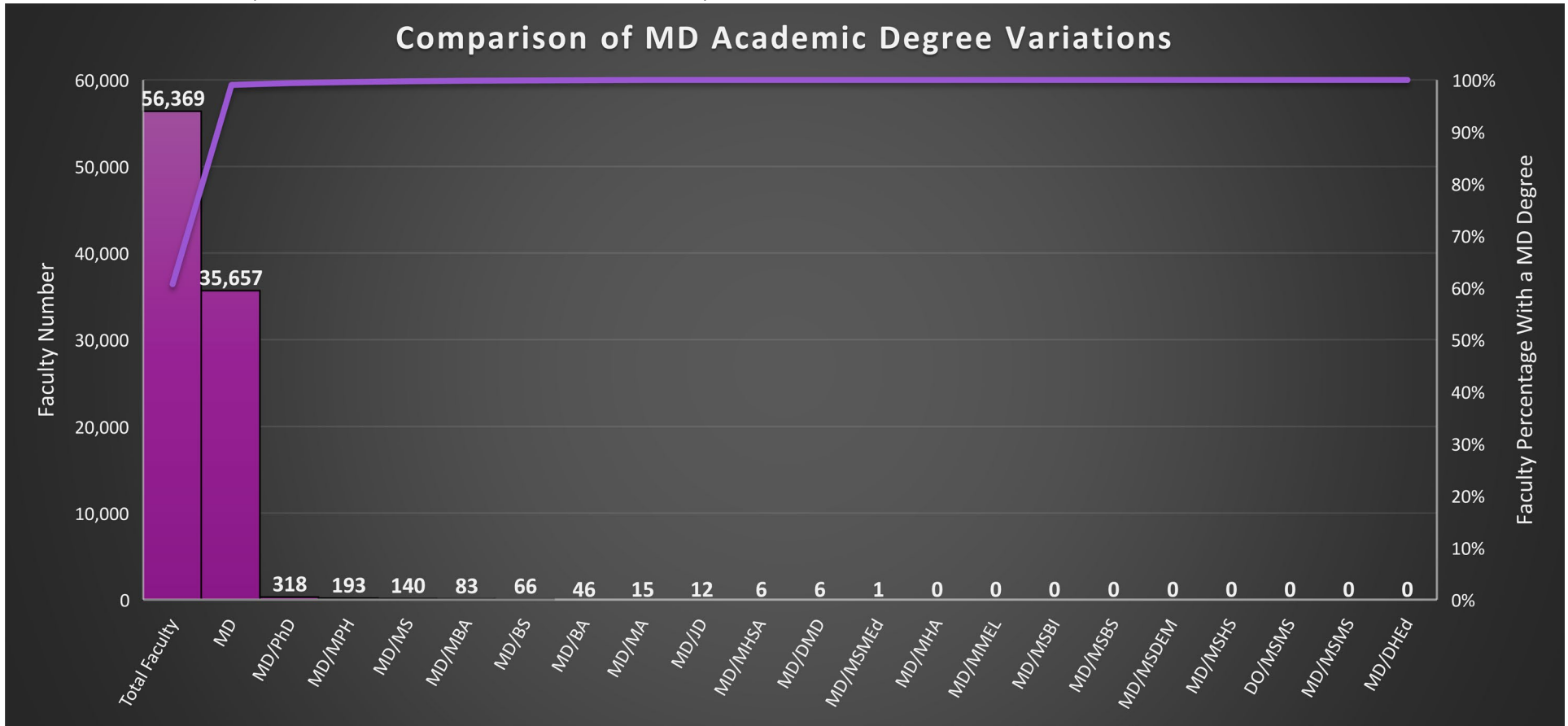
Source: AACOM, Annual Osteopathic Medical School Questionnaire, 2020-21 academic year



Note: The sequence of academic degrees is largest to smallest value. When comparing value of Faculty by Academic Degrees for every report year, please make note that the sequence of academic degrees vary according to largest to smallest value.

Osteopathic Medical College Science Faculty Comparison of Academic Degrees

Source: AACOM, Annual Osteopathic Medical School Questionnaire, 2020-21 academic year



Note: The sequence of academic degrees is largest to smallest value. When comparing value of Faculty by Academic Degrees for every report year, please make note that the sequence of academic degrees vary according to largest to smallest value.